



# S.I.E.

SPECCHI RETROVISORI

FURGONI E AUTOCARRI

Vans and Truck • Fourgons  
et Camions



SPECCHI RETROVISORI e VETRI DI RICAMBIO  
Rear-view mirrors and spare glasses  
Retroviseurs et glaces de rechange

# LOOK BACK TO THE FUTURE



## S.I.E.

### REALIZZIAMO DISPOSITIVI PER LA VISIONE INDIRECTA GUARDANDO AL FUTURO

Competenza, professionalità e continua ricerca garantiscono a S.I.E. Srl gli alti standard qualitativi nella progettazione e nella produzione di specchi retrovisori certificati dal Ministero dei Trasporti per macchine nel settore agricolo e industriale, furgoni, autocarri e altri veicoli.

Fondata a Volvera, in provincia di Torino, nel 1993 S.I.E. si contraddistingue per la produzione di specchi di ricambio per autoveicoli. Nel 1996, con l'obiettivo di ottimizzare il ciclo produttivo, l'azienda si presentò sul mercato nazionale e internazionale per la produzione completa di dispositivi per la visione indiretta.

WE MANUFACTURE DEVICES FOR INDIRECT VISION,  
LOOKING INTO THE FUTURE

Expertise, professionalism, and continuous research guarantee S.I.E. Srl high quality standards in the design and production of rearview mirrors certified by the Ministry of Transport for machinery in the agricultural and industrial sectors, vans, trucks, and other vehicles.

Founded in Volvera, in the province of Turin, in 1993, S.I.E. is known for producing replacement mirrors for vehicles. In 1996, with the goal of optimizing the production process, the company entered the national and international market for the full production of indirect vision devices.

Per ottenere la versione più aggiornata di questo catalogo, si consiglia di consultare i cataloghi disponibili sul nostro sito web. Scansiona il QR code

Please refer to the catalogs on our website for the most recent edition of this one.  
To gain access, scan the QR code.  
Pour consulter la dernière version de ce catalogue, veuillez vous référer aux catalogues disponibles sur notre site web. Cliquez sur le QR code afin d'y accéder.



## STAMPO MATERIE PLASTICHE

Oltre 30 anni di esperienza nello stampaggio di materie plastiche.

Progettiamo e stampiamo materiale plastico su misura.

Da piccole parti di componentistica fino al prodotto finito, S.I.E. srl è il partner ideale per lo stampaggio di gomme e plastiche.

Offriamo un servizio completo, che include la progettazione, la prototipazione e la realizzazione del prodotto, garantendo soluzioni personalizzate in base alle esigenze.

• **Versatilità:** lavoriamo con piccole e medie produzioni

• **Qualità:** utilizziamo materiali di alta qualità per garantire durabilità e precisione.

• **Tecnologia:** usiamo macchinari di ultima generazione per stampi fino a 1435cm<sup>3</sup>/ 1kg di materiale

Over 30 years of experience in plastic molding.

We design and mold custom plastic materials.

From small component parts to the finished product, S.I.E. srl is the ideal partner for molding rubber and plastics.

We offer a complete service, including design, prototyping, and product realization, ensuring customized solutions based on specific needs.

• **Versatility:** We handle small and medium-sized productions.

• **Quality:** We use high-quality materials to ensure durability and precision.

• **Technology:** We use latest-generation machinery for molds up to 1435cm<sup>3</sup>/1kg of material.



**Technology**  
Custodia di protezione per dispositivi



**Automotive**  
Componentistica



**Food and Beverage**  
Cestelli per formaggi



## CURVA TUBI

S.I.E. presenta la curva tubi SMART di BLM Group

Innovazione, precisione e versatilità entrano a far parte del parco macchine SIE con la SMART, il centro di curvatura multi-raggio .

Grazie a software avanzati, la SMART garantisce lavorazioni rapide, intuitive e di altissima qualità, riducendo tempi di programmazione e aumentando l'affidabilità del processo.

Questa tecnologia è particolarmente indicata per la curvatura di tubi con geometrie complesse e a più raggi, anche su pezzi pre-assemblati (flange, sagomature, ecc.), rispondendo alle esigenze di settori strategici.

Con SMART, S.I.E. consolida la propria vocazione all'innovazione e conferma l'impegno nel garantire ai clienti soluzioni sempre più efficienti, performanti e al passo con le sfide del mercato.

### TUBE BENDING.

S.I.E. introduces the BLM Group's SMART tube bending machine.

Innovation, precision, and versatility join SIE's machine park with SMART, the multiradius bending center.

Thanks to advanced software, SMART ensures fast, intuitive, and high-quality processing, reducing

programming times and increasing process reliability. This technology is particularly suitable for bending tubes with complex, multi-radius geometries, even on pre-assembled parts (flanges, shapings, etc.), meeting the needs of strategic sectors.

With SMART, S.I.E. consolidates its commitment to innovation and confirms its dedication to providing customers with increasingly efficient, high-performance solutions that keep pace with market challenges.

### Capacità di curvatura

○  
**Alluminio**  
Ø 28 x 1,5 mm

○  
**Rame**  
Ø 28 x 1,5 mm

○  
**Ferro** (R=360 N/mm<sup>2</sup>)  
Ø 24 x 1,5 mm

○  
**Inox**  
Ø 22 x 1,5 mm





S.I.E. S.R.L. È UNA SOCIETÀ SPECIALIZZATA NELLA PRODUZIONE DI SPECCHI RETROVISORI, REALIZZATI SIA IN SERIE SIA SU SPECIFICO DISEGNO DEL CLIENTE, DESTINATI A TRATTORI, MACCHINE MOVIMENTO TERRA, AUTOCARRI, FURGONI E AUTOVETTURE.

L'azienda si è affacciata sul mercato nazionale e internazionale nel 1993 come ditta individuale. Inizialmente la produzione era focalizzata esclusivamente su vetri di ricambio per autovetture; a partire dal 1996 è stato avviato lo sviluppo e la realizzazione di stampi per la produzione di specchi completi, segnando un primo importante passo verso l'ampliamento dell'offerta.

Nei primi anni, le lavorazioni venivano affidate interamente a fornitori esterni. Nel 2003, con l'obiettivo di ottimizzare i processi e garantire un più elevato standard qualitativo, l'azienda si è trasferita in un nuovo stabilimento di 3000 mq a Volvera (TO). Contestualmente, grazie all'introduzione di macchinari a controllo numerico - tra cui segatrici e curva tubi - le lavorazioni meccaniche sono state progressivamente internalizzate.

Successivamente è stato integrato anche il processo di saldatura, completando così il controllo diretto su tutte le principali lavorazioni meccaniche e migliorando in modo significativo l'affidabilità del prodotto finito.

Nel medesimo anno S.I.E. ha ottenuto la certificazione ISO 9001. In seguito sono state conseguite

ulteriori certificazioni, tra cui l'autorizzazione del Ministero dei Trasporti per la produzione in serie e la certificazione per la commercializzazione dei prodotti sul mercato statunitense (rilasciata da FAKT S.r.l., Brescia).

Grazie a una costante crescita e a un progressivo consolidamento sul mercato, l'azienda si è evoluta in una società di capitali, riuscendo a entrare anche nel settore del primo equipaggiamento (OEM) per autovetture, macchine agricole e movimento terra.

Nel 2015 S.I.E. ha acquisito una società specializzata nello stampaggio di materie plastiche, completando il proprio processo di integrazione produttiva e raggiungendo la piena autonomia anche in questo ambito. Negli anni successivi, attraverso continui investimenti orientati al miglioramento della produttività e dell'efficienza, il parco macchine è stato costantemente ampliato e aggiornato.

Oggi l'azienda è in grado di rispondere a un'ampia gamma di esigenze produttive grazie a un reparto di stampaggio ad iniezione dotato di presse di diverso tonnellaggio, da 60 fino a 350 tonnellate, garantendo elevati standard qualitativi e massima flessibilità operativa.

Combinando una solida esperienza manifatturiera con un approccio orientato al futuro, S.I.E. è in grado di offrire soluzioni affidabili e flessibili, progettate per rispondere alle esigenze in continua evoluzione dei propri clienti.

S.I.E. S.R.L. IS A COMPANY SPECIALIZED IN THE PRODUCTION OF REAR-VIEW MIRRORS, MANUFACTURED BOTH IN SERIES AND ACCORDING TO CUSTOMER-SPECIFIC DESIGNS, FOR TRACTORS, EARTHMOVING MACHINERY, TRUCKS, VANS AND PASSENGER CARS.

The company entered both the national and international markets in 1993 as a sole proprietorship. Initially, production focused exclusively on replacement mirror glasses for passenger cars; in 1996, the company began developing molds for the production of complete mirror assemblies, marking a key step in the expansion of its product range.

In the early years, all manufacturing processes were outsourced. In 2003, with the aim of optimizing production methods and ensuring higher quality standards, the company moved to a new 3,000 sqm facility in Volvera (Turin, Italy). At the same time, the introduction of CNC machinery - including sawing and tube bending equipment - enabled the progressive internalization of mechanical processes.

Subsequently, the welding process was also brought in-house, allowing full control over all major mechanical operations and significantly improving product reliability.

In the same year, S.I.E. obtained ISO 9001 certification. This was followed by the authorization from the Ministry of Transport for serial production, as well as certification for the distribution of products on the U.S. market (issued by FAKT S.r.l., Brescia).

Thanks to continuous growth and market consolidation, the company evolved into a limited liability company and successfully entered the OEM (Original Equipment Manufacturer) sector for passenger cars, agricultural machinery and earthmoving equipment.

In 2015, S.I.E. acquired a company specialized in plastic injection molding, completing its vertical integration and achieving full autonomy also in this production area. Over the years, continuous investments aimed at improving productivity and efficiency have led to a constant expansion and upgrade of the machine fleet.

Today, the company is able to meet a wide range of production requirements thanks to an injection

molding department equipped with presses ranging from 60 up to 350 tons, ensuring high quality standards and maximum operational flexibility.

Combining solid manufacturing experience with a forward-looking approach, S.I.E. delivers reliable and flexible solutions designed to meet the evolving needs of its customers.



La parti di ricambio per furgoni e autocarri presenti in questo catalogo sono da considerarsi adattabili rispetto ai ricambi originali, ma non sono dei ricambi originali.

La S.I.E. s.r.l. vuole evitare qualunque problema di interferenza con i diritti di proprietà industriale appartenenti alle case produttrici di veicoli citate nel presente catalogo e rimane pertanto a completa disposizione per modificare od eliminare qualunque elemento possa essere ritenuto potenzialmente in grado di ledere qualunque loro diritto.

La S.I.E. s.r.l. ha posto ogni cura per evitare di commercializzare parti di ricambio che siano state prodotte in violazione della normativa in materia di marchi e brevetti ed è a disposizione delle case produttrici per togliere dal proprio catalogo merci che, a sua insaputa, risultassero violare marchi e brevetti registrato.

Le merci commercializzate da S.I.E. s.r.l. sono compatibili rispetto a furgoni ed autocarri su cui possono essere montate come parti di ricambio, ma non sono uguali ai ricambi originali forniti dalle case produttrici e dai rivenditori da queste autorizzati.

I prodotti presenti in questo catalogo, infatti, sono compatibili con i veicoli commercializzati con marchi Astra®, Citroën®, Daf®, Fiat®, Ford®, Isuzu®, Iveco®, Leyland®, Man®, Mercedes®, Nissan®, Opel®, Peugeot®, Renault®, Same®, Scania®, Volkswagen® e Volvo®, i cui titolari sono completamente indipendenti rispetto alla S.I.E. s.r.l. non essendo ad essa collegati né direttamente né indirettamente.

L'indicazione dei marchi Astra®, Citroën®, Daf®, Fiat®, Ford®, Isuzu®, Iveco®, Leyland®, Man®, Mercedes®, Nissan®, Opel®, Peugeot®, Renault®, Same®, Scania®, Volkswagen® e Volvo®, viene fatta esclusivamente ai sensi e per gli effetti di quanto disposto dall'art. 14 del Regolamento (UE 2017/1001) risultando necessaria per indicare la destinazione di un prodotto come accessorio o pezzo di ricambio.

**PREFACE**

The spare parts for vans and lorries listed in this catalogue are to be considered as adaptable to the original spare parts, but they do not constitute original spare parts.

S.I.E. S.r.l. intends to avoid any interference with the industrial property rights belonging to the vehicle manufacturers mentioned in this catalogue and therefore remains fully available to modify or remove any element that may be considered potentially harmful to such rights.

S.I.E. S.r.l. has taken every care to avoid the commercialization of spare parts produced in violation of the legislation relating to trademarks and patents and is available to the vehicle manufacturers to remove from its catalogue any products which, without its knowledge, may be found to infringe registered trademarks or patents.

The goods marketed by S.I.E. S.r.l. are compatible with vans and lorries on which they can be installed as spare parts, but they are not identical to the original spare parts supplied by the vehicle manufacturers and their authorized dealers.

The products listed in this catalogue are compatible with vehicles marketed under the trademarks Astra®, Citroën®, Daf®, Fiat®, Ford®, Isuzu®, Iveco®, Leyland®, Man®, Mercedes®, Nissan®, Opel®, Peugeot®, Renault®, Same®, Scania®, Volkswagen® and Volvo®, whose owners are completely independent from S.I.E. S.r.l. and are not connected to it, either directly or indirectly.

The indication of the trademarks Astra®, Citroën®, Daf®, Fiat®, Ford®, Isuzu®, Iveco®, Leyland®, Man®, Mercedes®, Nissan®, Opel®, Peugeot®, Renault®, Same®, Scania®, Volkswagen® and Volvo® is made exclusively in accordance with and for the purposes of Article 14 of Regulation (UE 2017/1001), as it is necessary to indicate the intended use of the product as an accessory or spare part.

**INDICE**

16 \_\_\_\_\_ Fiat Lancia  
 17-21 \_\_\_\_\_ Citroen  
 22-29 \_\_\_\_\_ Fiat Om  
 30 \_\_\_\_\_ Ford  
 31-37 \_\_\_\_\_ Iveco  
 38-41 \_\_\_\_\_ Mercedes  
 42 \_\_\_\_\_ Opel  
 43-47 \_\_\_\_\_ Peugeot  
 48-49 \_\_\_\_\_ Volksvagen  
 52-59 \_\_\_\_\_ Astra  
 60-66 \_\_\_\_\_ Daf  
 67 \_\_\_\_\_ Isuzu  
 68-88 \_\_\_\_\_ Iveco  
 89-90 \_\_\_\_\_ Leyland  
 91-95 \_\_\_\_\_ Man  
 96-100 \_\_\_\_\_ Mercedes  
 101-102 \_\_\_\_\_ Nissan VC  
 103-104 \_\_\_\_\_ Renault  
 105-109 \_\_\_\_\_ Scania  
 110-115 \_\_\_\_\_ Volvo  
 116-122 \_\_\_\_\_ Retrovisori Universali  
 123-125 \_\_\_\_\_ Coppe e vetri Universali  
 126-129 \_\_\_\_\_ Bracci Universali  
 130-132 \_\_\_\_\_ Ricambi Universali



## Componente

- Specchio completo**  
Complete mirror  
Rétroviseur complet
- Coppa ricambio**  
Only spare head  
Coupelle de rechange
- Coppa senza vetro**  
Mirror head without glass unit  
Boîtier sans glace de rechange
- Vetro completo di piastra**  
Glass with plastic plate  
Glace avec plaque
- Vetro ricambio curvo**  
Curved spare glass  
Glace de rechange courbe
- Vetro ricambio asferico**  
Aspherical spare glass  
Glace de rechange asphérique
- Specchio completo interno**  
Complete internal mirror  
Rétroviseur intérieur complet

## Guida veicoli

- Guida a sinistra**  
Left hand drive  
Conduite à gauche
- Guida a destra**  
Right hand drive  
Conduite à droite
- Guida a destra/sinistra**  
Right/Left hand drive  
Conduite à gauche/droite

## Applicazione

- Applicazione lato destro**  
For right side application  
Applicable à droite

- Applicazione lato sinistro**  
For left side application  
Applicable à gauche
- Applicazione lato destro/sinistro**  
For right/left side application  
Applicable à droite/ gauche

## Regolazione

- Regolazione manuale**  
Manually adjustable  
Réglage manuel
- Regolazione elettrica**  
Remote controlled  
Réglage électrique
- Comando meccanico**  
Mechanical control  
Avec réglage intérieur

## Riscaldato

- 12V Riscaldato (12V)**  
Heated (12V)  
Chauffant (12V)
- 24V Riscaldato (24V)**  
Heated (24V)  
Chauffant (24V)

## Potenza

- 20 W Potenza (20Watt)**  
Power consumption (20Watt)  
Puissance (20Watt)
- 30 W Potenza (30Watt)**  
Power consumption (30Watt)  
Puissance (30Watt)
- 40 W Potenza (40Watt)**  
Power consumption (40Watt)  
Puissance (40Watt)
- 50 W Potenza (50Watt)**  
Power consumption (50Watt)  
Puissance (50Watt)

## Tensione

- 12 V Tensione (12Volt)**  
Voltage (12Volt)  
Voltage (12Volt)
- 24 V Tensione (24Volt)**  
Voltage (24Volt)  
Voltage (24Volt)

## Indicatore

- Indicatore di direzione**  
Indicator  
Clignotant
- Lampadina**  
Bulb  
Ampoule

## Materiale vetro

- Al Vetro alluminato**  
Aluminum glass  
Glace aluminium
- Cr Vetro cromato**  
Chromed glass  
Glace chromée
- Blue Vetro blu interferenziale**  
Antireflex blue glass  
Plate bleutée anti-reflet

## Raggio curvatura (R:raggio)

- PLAN Specchio piano**  
Interior mirror  
Rétroviseur intérieur
- 200 Specchio r200**  
Main mirror  
Rétroviseur principal
- 300 Specchio r300**  
Twin mirror  
Double rétroviseur
- 450 Specchio r450**  
Main mirror small  
Petit rétroviseur principal

- 800 Specchio r800**  
Wide angle mirror  
Grand rétroviseur d'angle
- 1300 Specchio r1300**  
Roof mirror  
Rétroviseur de parking
- 2000 Specchio r2000**  
Front view mirror  
Rétroviseur avant
- 1300 +300 Specchio r1300+r300**  
Front view mirror  
Rétroviseur avant

## Sistema di aggancio piastra

- Attacco a molla**  
Spring system  
Système de ressort
- Attacco a ghiera**  
Ring coupling system  
Système à frette
- Attacco a incastro**  
Intellocking system  
Système à encastrement
- Attacco quadrato**  
Square system  
Système à quatre pans
- Attacco perimetrale**  
Perimeter system  
Système périphérique
- Attacco centrale**  
Central system  
Système central

## Altri dettagli

- Resistenza**  
Heating foil  
Feuille chauffante
- Calotta**  
Back cover  
Couvercle



**Telaio**  
Frame  
Chassis



**Soffietto**  
Rubber boot  
Soufflet de protection



**Adattatore**  
Adaptor  
Adaptateur



**Motorino**  
Actuator  
Moteur



**Dispositivo di bloccaggio**  
Clamping device  
Collier de fixation



**Sensore di temperatura**  
Temperature sensor  
Capteur de température

Morsetto Ø



**Diametro Morsetto 8mm**  
Clamp diameter 8mm  
Étrier diamètre 8mm



**Diametro Morsetto 10mm**  
Clamp diameter 10mm  
Étrier diamètre 10mm



**Diametro Morsetto 12mm**  
Clamp diameter 12mm  
Étrier diamètre 12mm



**Diametro Morsetto 16mm**  
Clamp diameter 16mm  
Étrier diamètre 16mm



**Diametro Morsetto 18mm**  
Clamp diameter 18mm  
Étrier diamètre 18mm



**Diametro Morsetto 20mm**  
Clamp diameter 20mm  
Étrier diamètre 20mm



**Diametro Morsetto 22mm**  
Clamp diameter 22mm  
Étrier diamètre 22mm



**Diametro Morsetto 28mm**  
Clamp diameter 28mm  
Étrier diamètre 28mm



**Diametro Morsetto 8>20mm**  
Clamp diameter 8>20mm  
Étrier diamètre 8>20mm




**Diametro Morsetto 16>20mm**  
Clamp diameter 16>20mm  
Étrier diamètre 16>20mm



**Diametro Morsetto 18>22mm**  
Clamp diameter 18>22mm  
Étrier diamètre 18>22mm



**Diametro Morsetto 12>28mm**  
Clamp diameter 12>28mm  
Étrier diamètre 12>28mm



**Diametro Morsetto 22>28mm**  
Clamp diameter 22>28mm  
Étrier diamètre 22>28mm

Posizionamento braccio



**Braccio destro**  
Right arm  
Bras droit



**Braccio sinistro**  
Left arm  
Bras gauche



**Braccio regolabile**  
Adjustable arm  
Bras réglable

Dimensione braccio



**Braccio corto**  
Short arm  
Bras court



**Braccio medio**  
Medium arm  
Bras moyen



**Braccio lungo**  
Long arm  
Bras long

Supporto



**Supporto destro**  
Right mirror holder  
Support droit



**Supporto sinistro**  
Left mirror holder  
Support gauche



**Supporto a cuneo**  
Mounting wedge  
Semelle de fixation



**Supporto a cuneo contatto diretto**  
Mounting wedge direct contact  
Semelle de fixation contact direct

Cavo



**Cavo di alimentazione**  
Supply cable  
Câble d'alimentation



**Cavo bipolare, attacco 90° rotondo**  
Bipolar cable, 90° connection, round  
Câble bifilaire, raccord à 90°, rond



**Cavo bipolare, attacco 90° ovale, cavo 100cm**  
Bipolar cable, 90° connection, oval  
Câble bifilaire, raccord à 90°, ovale



**Cavo bipolare, attacco 90° ovale, cavo 150cm**  
Bipolar cable, 90° connection, oval  
Câble bifilaire, raccord à 90°, ovale



**Cavo bipolare, attacco 90° ovale, cavo 200cm**  
Bipolar cable, 90° connection, oval  
Câble bifilaire, raccord à 90°, ovale




**Cavo bipolare, attacco 90° ovale, cavo 250cm**  
Bipolar cable, 90° connection, oval  
Câble bifilaire, raccord à 90°, ovale



**Cavo bipolare, attacco 90° ovale, cavo 300cm**  
Bipolar cable, 90° connection, oval  
Câble bifilaire, raccord à 90°, ovale

Colore



**Nero**  
Black  
Noir



**Grigio**  
Grey  
Gris



**Bianco**  
White  
Blanc



**Giallo**  
Yellow  
Jaune

Larghezza del veicolo



**1990**  
**Larghezza del veicolo (1990)**  
Width of vehicle (1990)  
Largeur de vehicule (1990)



**2100**  
**Larghezza del veicolo (2100)**  
Width of vehicle (2100)  
Largeur de vehicule (2100)



**2300**  
**Larghezza del veicolo (2300)**  
Width of vehicle (2300)  
Largeur de vehicule (2300)



**2500**  
**Larghezza del veicolo (2500)**  
Width of vehicle (2500)  
Largeur de vehicule (2500)



**2600**  
**Larghezza del veicolo (2600)**  
Width of vehicle (2600)  
Largeur de vehicule (2600)



Classi

- I** **Specchietto interno**  
Interior mirror  
Rétroviseur intérieur
- II** **Specchietto principale**  
Main mirror  
Rétroviseur principal
- II+IV** **Specchietto doppio**  
Twin mirror  
Double rétroviseur
- III** **Specchietto principale**  
Main mirror  
Petit rétroviseur principal
- IV** **Specchietto grandangolare**  
Wide angle mirror  
Grand rétrovisuer d'angle
- V** **Specchietto guardaruota**  
Roof mirror  
Rétroviseur de parking
- VI** **Specchietto anteriore**  
Front view mirror  
Rétroviseur avant

LEGENDA PRODOTTI

Specchio completo • Complete mirror • Rétroviseur complet

Coppa • Only spare head • Coupelle

Vetro con piastra • Glass with plastic plate • Glace avec plaque

Vetro • Glass • Glace

Braccio • Arm • Bras

Accessori • Accessories • Accessoires



FURGONI E AUTOCARRI

Vans and Truck • Fourgons et Camions



[TIPO • TEMPRA • 1995 ▶ 2006]\*

| COD.     | OE | DETAIL | CLASS | DIM       |
|----------|----|--------|-------|-----------|
| 10.115.0 |    |        | I     | 214x73 mm |



[FIAT BRAVO • LANCIA YPSILON]\*

| COD.     | OE | DETAIL | CLASS | DIM       |
|----------|----|--------|-------|-----------|
| 10.118.0 |    |        | I     | 212x71 mm |

[SPECCHIO COMPLETO C25 • 1981 ▶ 1994]\*

| COD.     | OE | DETAIL | CLASS | DIM        |
|----------|----|--------|-------|------------|
| 30.500.0 |    |        | II    | 190x315 mm |
| 30.500.1 |    |        | II    | 190x315 mm |



[SPECCHIO COMPLETO C35 • 1975 ▶ 1982]\*

| COD.     | OE                 | DETAIL | CLASS | DIM        |
|----------|--------------------|--------|-------|------------|
| 30.502.0 | 5562388<br>5536230 |        | II    | 190x330 mm |
| 30.502.1 | 5562389<br>5536231 |        | II    | 190x330 mm |



[SPECCHIO COMPLETO JUMPY • 1995 ▶ 2006]\*

| COD.      | OE               | DETAIL | CLASS | DIM        |
|-----------|------------------|--------|-------|------------|
| 30.505.0  | 8153HF<br>8148KG |        | II    | 258x218 mm |
| 30.505.1  | 8184NK<br>8184NF |        | II    | 258x218 mm |
| 16.261.00 |                  |        |       | 160x155 mm |
| 16.261.01 |                  |        |       | 160x155 mm |



[SPECCHIO COMPLETO BERLINGO • 1996 ▶ 2008]\*

| COD.     | OE               | DETAIL | CLASS | DIM        |
|----------|------------------|--------|-------|------------|
| 30.507.0 | 8153HR<br>8148PN |        | II    | 295x225 mm |
| 30.507.1 | 8153HL<br>8148PK |        | II    | 295x225 mm |





[SPECCHIO COMPLETO C25 • JUMPER • 2006 ▶ ]\*

| COD.     | OE | DETAIL | CLASS | DIM        |
|----------|----|--------|-------|------------|
| 35.348.2 |    |        | II-IV | 365x405 mm |
| 35.348.5 |    |        | II-IV | 365x405 mm |

[IND. DIREZIONE C25 • JUMPER • 2006 ▶ ]\*

| COD.     | OE       | DETAIL | CLASS | DIM       |
|----------|----------|--------|-------|-----------|
| 80.325.0 | 71748252 |        |       | 78x130 mm |
| 80.325.1 | 71748253 |        |       | 78x130 mm |

[IND. DIREZIONE C25 • JUMPER • 2006 ▶ ]\*

| COD.     | OE       | DETAIL | CLASS | DIM       |
|----------|----------|--------|-------|-----------|
| 80.326.0 | 71748254 |        |       | 78x130 mm |
| 80.326.1 | 71748255 |        |       | 78x130 mm |



[VETRO CON PIASTRA C25 • JUMPER • 1990 ▶ 1999 ]\*

| COD.       | OE     | DETAIL | CLASS | DIM        |
|------------|--------|--------|-------|------------|
| 30.320.11  | 8151H4 |        |       | 162x264 mm |
| 30.320.33  |        |        |       | 162x264 mm |
| 30.420.33D |        |        |       | 162x264 mm |
| 30.420.33S |        |        |       | 162x264 mm |



[VETRO CON PIASTRA C25 • JUMPER • 2002 ▶ 2006 ]\*

| COD.       | OE     | DETAIL | CLASS | DIM        |
|------------|--------|--------|-------|------------|
| 30.345.11D |        |        |       | 182x252 mm |
| 30.345.11S |        |        |       | 182x252 mm |
| 30.345.33D | 8151ES |        |       | 182x252 mm |
| 30.345.33S | 8151ET |        |       | 182x252 mm |



[VETRO CON PIASTRA C25 • JUMPER • 2002 ▶ 2006 ]\*

| COD.       | OE     | DETAIL | CLASS | DIM       |
|------------|--------|--------|-------|-----------|
| 30.346.11D |        |        |       | 175x80 mm |
| 30.346.11S |        |        |       | 175x80 mm |
| 30.346.33D | 8151EP |        |       | 175x80 mm |
| 30.346.33S | 8151EN |        |       | 175x80 mm |



[VETRO CON PIASTRA C25 • JUMPER • 2002 ▶ 2006 ]\*

| COD.       | OE | DETAIL | CLASS | DIM        |
|------------|----|--------|-------|------------|
| 30.347.11D |    |        |       | 188x120 mm |
| 30.347.11S |    |        |       | 188x120 mm |



[VETRO CON PIASTRA C25 • JUMPER • 2006 ▶ ]\*

| COD.       | OE     | DETAIL | CLASS | DIM        |
|------------|--------|--------|-------|------------|
| 30.348.11D | 8151LH |        |       | 190x267 mm |
| 30.348.11S | 8151LG |        |       | 190x267 mm |
| 30.348.33D | 8151LK |        |       | 190x267 mm |
| 30.348.33S | 8151LJ |        |       | 190x267 mm |



[VETRO CON PIASTRA C25 • JUMPER • 2006 ▶ ]\*

| COD.       | OE     | DETAIL | CLASS | DIM       |
|------------|--------|--------|-------|-----------|
| 30.349.11D | 8151LN |        |       | 187x78 mm |
| 30.349.11S | 8151LL |        |       | 187x78 mm |
| 30.349.33D | 8151LQ |        |       | 187x78 mm |
| 30.349.33S | 8151LP |        |       | 187x78 mm |



[VETRO CON PIASTRA BERLINGO • 1996 ▶ 2008 ]\*

| COD.      | OE | DETAIL | CLASS | DIM        |
|-----------|----|--------|-------|------------|
| 57.335.00 |    |        |       | 167x141 mm |
| 57.335.01 |    |        |       | 167x141 mm |
| 57.335.AD |    |        |       | 167x141 mm |
| 57.335.AS |    |        |       | 167x141 mm |



[VETRO C25 • JUMPY • 2008 ▶ ]\*

| COD.        | OE | DETAIL | CLASS | DIM        |
|-------------|----|--------|-------|------------|
| 16.265.00   |    |        |       | 153x132 mm |
| 16.265.01   |    |        |       | 153x132 mm |
| 16.265.22   |    |        |       | 153x132 mm |
| 16.265.33   |    |        |       | 153x132 mm |
| 16.265.ASD  |    |        |       | 153x132 mm |
| 16.265.AS   |    |        |       | 153x132 mm |
| 916.265.ASD |    |        |       | 153x132 mm |
| 916.265.AS  |    |        |       | 153x132 mm |



[VETRO BERLINGO • 2008 ▶ ]\*

| COD.        | OE | DETAIL | CLASS | DIM        |
|-------------|----|--------|-------|------------|
| 17.357.00   |    |        |       | 158x195 mm |
| 17.357.01   |    |        |       | 158x195 mm |
| 17.357.22   |    |        |       | 158x195 mm |
| 17.357.33   |    |        |       | 158x195 mm |
| 17.357.ASD  |    |        |       | 158x195 mm |
| 17.357.AS   |    |        |       | 158x195 mm |
| 917.357.ASD |    |        |       | 158x195 mm |
| 917.357.AS  |    |        |       | 158x195 mm |





## [SPECCHIO COMPLETO DUCATO • FIAT 238 • 1976 ▶ 1982]\*

| COD.     | OE                 | DETAIL | CLASS | DIM        |
|----------|--------------------|--------|-------|------------|
| 30.500.0 | 5920891<br>4464352 |        | II    | 190x315 mm |
| 30.500.1 | 5920892<br>4464353 |        | II    | 190x315 mm |



## [SPECCHIO COMPLETO FIORINO • 1991 ▶ / FIAT 900E • 1998 ▶ 2001]\*

| COD.     | OE | DETAIL | CLASS | DIM        |
|----------|----|--------|-------|------------|
| 30.501.0 |    |        | II    | 193x295 mm |
| 30.501.1 |    |        | II    | 193x295 mm |



## [SPECCHIO COMPLETO FIAT 242 • 1975 ▶ 1982]\*

| COD.     | OE                 | DETAIL | CLASS | DIM        |
|----------|--------------------|--------|-------|------------|
| 30.502.0 | 5562388<br>5536230 |        | II    | 190x330 mm |
| 30.502.1 | 5562389<br>5536231 |        | II    | 190x330 mm |



## [SPECCHIO COMPLETO OM GRINTA FL 40 • 1998 ▶]\*

| COD.     | OE       | DETAIL | CLASS | DIM        |
|----------|----------|--------|-------|------------|
| 30.503.0 | 93908149 |        | II    | 287x350 mm |
| 30.503.1 | 93908150 |        | II    | 287x350 mm |



## [SPECCHIO COMPLETO OM GRINTA FL 35 • 1998 ▶]\*

| COD.     | OE | DETAIL | CLASS | DIM        |
|----------|----|--------|-------|------------|
| 30.504.0 |    |        | III   | 260x320 mm |
| 30.504.1 |    |        | III   | 260x320 mm |



## [SPECCHIO COMPLETO SCUDO • 1996 ▶ 2006]\*

| COD.     | OE                       | DETAIL | CLASS | DIM        |
|----------|--------------------------|--------|-------|------------|
| 30.505.0 | 9790417089<br>1473603077 |        | II    | 258x218 mm |
| 30.505.1 | 9790417189<br>1473604077 |        | II    | 258x218 mm |



## [SPECCHIO COMPLETO DUCATO TALENTO • 1990 ▶ 1994]\*

| COD.     | OE      | DETAIL | CLASS | DIM        |
|----------|---------|--------|-------|------------|
| 35.001.0 | 7684288 |        | II    | 250x368 mm |
| 35.001.1 | 7684289 |        | II    | 250x368 mm |



Disponibile fino a esaurimento scorte • available while stocks last • disponible jusqu'à épuisement du stock

## [SPECCHIO COMPLETO DUCATO TALENTO • 1994 ▶ 1999]\*

| COD.     | OE                       | DETAIL | CLASS | DIM        |
|----------|--------------------------|--------|-------|------------|
| 35.004.0 | 1312468080<br>1305866080 |        | II    | 276x343 mm |
| 35.004.1 | 1312467080<br>1305867080 |        | II    | 276x343 mm |



Disponibile fino a esaurimento scorte • available while stocks last • disponible jusqu'à épuisement du stock



## [SPECCHIO COMPLETO DUCATO 2006 ▶ ]\*

| COD.     | OE        | DETAIL | CLASS | DIM        |
|----------|-----------|--------|-------|------------|
| 35.348.2 | 735440426 |        | II-IV | 365x405 mm |
| 35.348.5 | 735661832 |        | II-IV | 365x405 mm |



## [SPECCHIO COMPLETO C35 • 1973 ▶ 1994]\*

| COD.      | OE | DETAIL | CLASS | DIM           |
|-----------|----|--------|-------|---------------|
| 50.102.0  |    |        | II    | 183X335 mm    |
| 50.102.1  |    |        | II    | 183X335 mm    |
| 50.102.BD |    |        |       | sporg. 232 mm |
| 50.102.BS |    |        |       | sporg. 232 mm |



## [COPPA DUCATO • 1990 ▶ 1994]\*

| COD.      | OE | DETAIL | CLASS | DIM        |
|-----------|----|--------|-------|------------|
| 35.001.CD |    |        | II    | 271x281 mm |
| 35.001.CS |    |        | II    | 271x281 mm |



Disponibile fino a esaurimento scorte • available while stocks last • disponible jusqu'à épuisement du stock

## [VETRO CON PIASTRA DUCATO TALENTO • 2000 ▶ 2006]\*

| COD.       | OE | DETAIL | CLASS | DIM        |
|------------|----|--------|-------|------------|
| 30.320.11  |    |        |       | 162x264 mm |
| 30.320.33  |    |        |       | 162x264 mm |
| 30.420.33D |    |        |       | 162x264 mm |
| 30.420.33S |    |        |       | 162x264 mm |



## [VETRO CON PIASTRA DUCATO TALENTO • 2000 ▶ 2006]\*

| COD.       | OE | DETAIL | CLASS      |
|------------|----|--------|------------|
| 30.345.11D |    |        | 182x252 mm |
| 30.345.11S |    |        | 182x252 mm |
| 30.345.33D |    |        | 182x252 mm |
| 30.345.33S |    |        | 182x252 mm |



## [VETRO CON PIASTRA DUCATO TALENTO • 2000 ▶ 2006]\*

| COD.       | OE | DETAIL | CLASS | DIM       |
|------------|----|--------|-------|-----------|
| 30.346.11D |    |        |       | 175x80 mm |
| 30.346.11S |    |        |       | 175x80 mm |
| 30.346.33D |    |        |       | 175x80 mm |
| 30.346.33S |    |        |       | 175x80 mm |



## [VETRO CON PIASTRA DUCATO • 1999 ▶ ]\*

| COD.       | OE | DETAIL | CLASS | DIM        |
|------------|----|--------|-------|------------|
| 30.347.11D |    |        |       | 188x120 mm |
| 30.347.11S |    |        |       | 188x120 mm |



## [VETRO CON PIASTRA DUCATO • 2006 ▶ ]\*

| COD.       | OE       | DETAIL | CLASS | DIM        |
|------------|----------|--------|-------|------------|
| 30.348.11D | 71748245 |        |       | 190x267 mm |
| 30.348.11S | 71748244 |        |       | 190x267 mm |
| 30.348.33D | 71748247 |        |       | 190x267 mm |
| 30.348.33S | 71748246 |        |       | 190x267 mm |





## [VETRO CON PIASTRA DUCATO • 2006 ▶ ]\*

| COD.       | OE       | DETAIL | CLASS | DIM       |
|------------|----------|--------|-------|-----------|
| 30.349.11D | 71748249 |        |       | 187x78 mm |
| 30.349.11S | 71748248 |        |       | 187x78 mm |
| 30.349.33D | 71748251 |        |       | 187x78 mm |
| 30.349.33S | 71748250 |        |       | 187x78 mm |



## [VETRO CON PIASTRA DOBLÒ • DOBLÒ CARGO 2001 ▶ 2009 ]\*

| COD.       | OE       | DETAIL | CLASS | DIM        |
|------------|----------|--------|-------|------------|
| 56.259.00  | 71718326 |        |       | 127x214 mm |
| 56.259.22  |          |        |       | 127x214 mm |
| 56.259.AS  |          |        |       | 127x214 mm |
| 956.259.AS |          |        |       | 127x214 mm |
| 16.259.00  |          |        |       | 127x214 mm |
| 16.259.22  |          |        |       | 127x214 mm |
| 16.259.AS  |          |        |       | 127x214 mm |
| 916.259.AS |          |        |       | 127x214 mm |



## [VETRO FIORINO • 1990 ▶ 1997]\*

| COD.      | OE | DETAIL | CLASS | DIM        |
|-----------|----|--------|-------|------------|
| 16.260.00 |    |        |       | 190x140 mm |
| 16.260.01 |    |        |       | 190x140 mm |



## [VETRO FIORINO • 1998 ▶ 2009]\*

| COD.      | OE | DETAIL | CLASS | DIM        |
|-----------|----|--------|-------|------------|
| 16.264.00 |    |        |       | 174x133 mm |
| 16.264.01 |    |        |       | 174x133 mm |



## [VETRO FIORINO • 2009 ▶ ]\*

| COD.       | OE | DETAIL | CLASS | DIM        |
|------------|----|--------|-------|------------|
| 16.268.00  |    |        |       | 144x177 mm |
| 16.268.01  |    |        |       | 144x177 mm |
| 16.268.ASD |    |        |       | 144x177 mm |
| 16.268.AS  |    |        |       | 144x177 mm |



## [VETRO SCUDO • 1996 ▶ 2006]\*

| COD.      | OE | DETAIL | CLASS | DIM        |
|-----------|----|--------|-------|------------|
| 16.261.00 |    |        |       | 160x155 mm |
| 16.261.01 |    |        |       | 160x155 mm |



## [VETRO SCUDO • 2008 ▶ ]\*

| COD.        | OE | DETAIL | CLASS | DIM        |
|-------------|----|--------|-------|------------|
| 16.265.00   |    |        |       | 153x132 mm |
| 16.265.01   |    |        |       | 153x132 mm |
| 16.265.22   |    |        |       | 153x132 mm |
| 16.265.33   |    |        |       | 153x132 mm |
| 16.265.ASD  |    |        |       | 153x132 mm |
| 16.265.AS   |    |        |       | 153x132 mm |
| 916.265.ASD |    |        |       | 153x132 mm |
| 916.265.AS  |    |        |       | 153x132 mm |





## [VETRO DOBLÒ • 2009 ▶]\*

| COD.      | OE | DETAIL | CLASS | DIM        |
|-----------|----|--------|-------|------------|
| 16.266.00 |    |        |       | 142x172 mm |
| 16.266.01 |    |        |       | 142x172 mm |
| 16.266.22 |    |        |       | 142x172 mm |
| 16.266.33 |    |        |       | 142x172 mm |



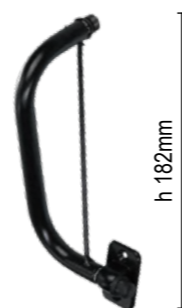
## [VETRO DOBLÒ • 2009 ▶]\*

| COD.      | OE | DETAIL | CLASS | DIM       |
|-----------|----|--------|-------|-----------|
| 16.267.00 |    |        |       | 134x38 mm |
| 16.267.01 |    |        |       | 134x38 mm |



## [BRACCIO FIORINO • 1991]\*

| COD.      | OE | DETAIL | CLASS | DIM           |
|-----------|----|--------|-------|---------------|
| 30.508.BD |    |        |       | sporg. 252 mm |
| 30.508.BS |    |        |       | sporg. 252 mm |



## [BRACCIO FIAT 242]\*

| COD.      | OE | DETAIL | CLASS | DIM           |
|-----------|----|--------|-------|---------------|
| 50.102.BD |    |        |       | sporg. 232 mm |
| 50.102.BS |    |        |       | sporg. 232 mm |



## [INDICATORE DI DIREZIONE DUCATO • 2006 ▶]\*

| COD.     | OE       | DETAIL | CLASS | DIM       |
|----------|----------|--------|-------|-----------|
| 80.325.0 | 71748252 |        |       | 78x130 mm |
| 80.325.1 | 71748253 |        |       | 78x130 mm |



## [INDICATORE DI DIREZIONE DUCATO • 2006 ▶]\*

| COD.     | OE       | DETAIL | CLASS | DIM       |
|----------|----------|--------|-------|-----------|
| 80.326.0 | 71748254 |        |       | 78x130 mm |
| 80.326.1 | 71748255 |        |       | 78x130 mm |





## [VETRO CON PIASTRA TRANSIT CONNECT • 2000 ▶ 2006]\*

| COD.      | OE                 | DETAIL | CLASS | DIM        |
|-----------|--------------------|--------|-------|------------|
| 58.432.00 | 4059965<br>7194185 |        |       | 214x150 mm |
| 58.432.01 | 4059969<br>7194188 |        |       | 214x150 mm |
| 58.432.22 | 4059964<br>7194186 |        |       | 214x150 mm |
| 58.432.33 | 4059968<br>7194189 |        |       | 214x150 mm |
| 18.432.00 |                    |        |       | 214x150 mm |
| 18.432.01 |                    |        |       | 214x150 mm |
| 18.432.22 |                    |        |       | 214x150 mm |
| 18.432.33 |                    |        |       | 214x150 mm |



## [VETRO TRANSIT CONNECT • 2002 ▶ ]\*

| COD.      | OE | DETAIL | CLASS | DIM        |
|-----------|----|--------|-------|------------|
| 18.429.00 |    |        |       | 140x125 mm |
| 18.429.01 |    |        |       | 140x125 mm |



## [VETRO TRANSIT CONNECT • 1986 ▶ 1992]\*

| COD.      | OE | DETAIL | CLASS | DIM        |
|-----------|----|--------|-------|------------|
| 18.430.00 |    |        |       | 200x145 mm |



## [VETRO TRANSIT CONNECT • 1994 ▶ 2000]\*

| COD.      | OE | DETAIL | CLASS | DIM        |
|-----------|----|--------|-------|------------|
| 18.431.00 |    |        |       | 214x150 mm |
| 18.431.01 |    |        |       | 214x150 mm |



## [SPECCHIO COMPLETO DAILY • 08 ▶ 1998]\*

| COD.     | OE       | DETAIL | CLASS | DIM        |
|----------|----------|--------|-------|------------|
| 30.503.0 | 93908149 |        | II    | 287x350 mm |
| 30.503.1 | 93908150 |        | II    | 287x350 mm |



## [SPECCHIO COMPLETO DAILY • ▶ 1998]\*

| COD.     | OE                   | DETAIL | CLASS | DIM        |
|----------|----------------------|--------|-------|------------|
| 30.504.0 | 93914156<br>93908143 |        | III   | 260x320 mm |
| 30.504.1 | 93914157<br>93908144 |        | III   | 260x320 mm |



## [SPECCHIO COMPLETO DAILY • ▶ 1990]\*

| COD.     | OE       | DETAIL | CLASS | DIM        |
|----------|----------|--------|-------|------------|
| 35.150.0 | 93908146 |        | II    | 260x350 mm |
| 35.150.1 | 93908147 |        | II    | 260x350 mm |



## [SPECCHIO COMPLETO DAILY GAMMA S BR. CORTO • 1990 ▶ 1999]\*

| COD.     | OE                   | DETAIL | CLASS | DIM        |
|----------|----------------------|--------|-------|------------|
| 35.200.0 | 93936853<br>93924653 |        | II    | 315x290 mm |
| 35.200.1 | 93936852<br>93924654 |        | II    | 315x290 mm |
| 35.201.0 | 93936849<br>4854729  |        | II    | 315x290 mm |
| 35.201.1 | 93936848<br>4854730  |        | II    | 315x290 mm |



[SPECCHIO COMPLETO DAILY GAMMA S BR. LUNGO • 1990 ▶ 1999 ]\*

| COD.     | OE                   | DETAIL | CLASS | DIM        |
|----------|----------------------|--------|-------|------------|
| 35.202.0 | 93928072<br>93936855 |        | II    | 345x288 mm |
| 35.202.1 | 93936854<br>93928073 |        | II    | 345x288 mm |
| 35.203.0 | 93936841<br>4854731  |        | II    | 345x288 mm |
| 35.203.1 | 93936840<br>4854732  |        | II    | 345x288 mm |



[SPECCHIO COMPLETO DAILY • 2006 ▶ ]\*

| COD.     | OE                       | DETAIL | CLASS | DIM        |
|----------|--------------------------|--------|-------|------------|
| 35.323.2 | 5801755713<br>5801367640 |        | II-IV | 310x390 mm |
| 35.323.3 | 5801755709<br>5801367608 |        | II-IV | 310x390 mm |
| 35.323.5 | 5801367611               |        | II-IV | 310x390 mm |
| 35.322.2 | 5801367568               |        | II-IV | 400x390 mm |
| 35.322.3 | 5801367571               |        | II-IV | 400x390 mm |
| 35.322.5 | 5802032046<br>5802032049 |        | II-IV | 400x390 mm |



[SPECCHIO COMPLETO DAILY • 2015 ▶ ]\*

| COD.     | OE                       | DETAIL | CLASS | DIM        |
|----------|--------------------------|--------|-------|------------|
| 35.332.2 | 5802028037<br>5801552553 |        | II-IV | 345x260 mm |
| 35.332.3 | 5801552552<br>5802028036 |        | II-IV | 345x260 mm |



[SPECCHIO COMPLETO DAILY • 2015 ▶ ]\*

| COD.     | OE | DETAIL | CLASS | DIM        |
|----------|----|--------|-------|------------|
| 35.333.2 |    |        | II-IV | 393x356 mm |
| 35.333.3 |    |        | II-IV | 393x356 mm |
| 35.333.5 |    |        | II-IV | 393x356 mm |



[SPECCHIO COMPLETO DAILY • OM 30 SC • GRINTA]\*

| COD.      | OE       | DETAIL | CLASS | DIM                    |
|-----------|----------|--------|-------|------------------------|
| 40.066.0  |          |        | II    | 235x140mm<br>sporg.140 |
| 40.066.1  |          |        | II    | 235x140mm<br>sporg.140 |
| 40.066.BD |          |        |       | sporg.140              |
| 40.066.BS |          |        |       | sporg.140              |
| 40.065.0  |          |        | II    | 235x140mm<br>sporg.250 |
| 40.065.1  |          |        | II    | 235x140mm<br>sporg.250 |
| 40.069.BD |          |        |       | sporg.250              |
| 40.069.BS |          |        |       | sporg.250              |
| 50.100.CR | 93904082 |        | II    | 235X140 mm             |
| 50.200.CR |          |        | II    | 235X140 mm             |
| 029C3220  | 93904072 |        |       | 223x128 mm             |



h 450mm



## [SPECCHIO COMPLETO DAILY • OM 30 SC • GRINTA]\*

| COD.      | OE       | DETAIL | CLASS | DIM                    |
|-----------|----------|--------|-------|------------------------|
| 40.067.0  |          |        |       | 235x140mm<br>sporg.140 |
| 40.067.1  |          |        |       | 235x140mm<br>sporg.140 |
| 40.066.BD |          |        |       | sporg.140              |
| 40.066.BS |          |        |       | sporg.140              |
| 40.069.0  |          |        |       | 235x140mm<br>sporg.250 |
| 40.069.1  |          |        |       | 235x140mm<br>sporg.250 |
| 40.069.BD |          |        |       | sporg.250              |
| 40.069.BS |          |        |       | sporg.250              |
| 40.125.CR | 93904083 |        |       | 290X168 mm             |
| 40.225.CR |          |        |       | 290X168 mm             |
| 020C1235  |          |        |       | 223x128 mm             |



## [COPPA OM 40 SC]\*

| COD.      | OE       | DETAIL | CLASS | DIM        |
|-----------|----------|--------|-------|------------|
| 40.125.CR | 93904083 |        |       | 290X168 mm |
| 40.225.CR |          |        |       | 290X168 mm |



## [COPPA OM 40 SC]\*

| COD.      | OE       | DETAIL | CLASS | DIM        |
|-----------|----------|--------|-------|------------|
| 50.100.CR | 93904082 |        |       | 235X140 mm |
| 50.200.CR |          |        |       | 235X140 mm |



## [COPPA DAILY GAMMA S BR. LUNGO • 1990 ▶ 1999]\*

| COD.      | OE | DETAIL | CLASS | DIM        |
|-----------|----|--------|-------|------------|
| 35.200.CR |    |        |       | 177x283 mm |
| 35.200.CT |    |        |       | 177x283 mm |



## [VETRO CON PIASTRA DAILY • 1990 ▶ 1999]\*

| COD.      | OE                   | DETAIL | CLASS | DIM        |
|-----------|----------------------|--------|-------|------------|
| 30.320.11 | 93160520<br>93160521 |        |       | 162x264 mm |
| 30.320.33 | 93160518<br>93160519 |        |       | 162x264 mm |



## [VETRO CON PIASTRA DAILY • 2006 ▶]\*

| COD.       | OE      | DETAIL | CLASS | DIM        |
|------------|---------|--------|-------|------------|
| 30.322.11D |         |        |       | 200x130 mm |
| 30.322.11S |         |        |       | 200x130 mm |
| 30.322.33D | 3801929 |        |       | 200x130 mm |
| 30.322.33S | 3801928 |        |       | 200x130 mm |



## [VETRO CON PIASTRA DAILY • 2006 ▶]\*

| COD.       | OE      | DETAIL | CLASS | DIM        |
|------------|---------|--------|-------|------------|
| 30.323.11D |         |        |       | 183x203 mm |
| 30.323.11S |         |        |       | 183x203 mm |
| 30.323.33D | 3801927 |        |       | 183x203 mm |
| 30.323.33S | 3801926 |        |       | 183x203 mm |





## [VETRO CON PIASTRA DAILY • 2015 ▶]\*

| COD.       | OE         | DETAIL | CLASS | DIM        |
|------------|------------|--------|-------|------------|
| 30.332.33D | 5801823306 |        |       | 200x174 mm |
| 30.332.33S | 5801823992 |        |       | 200x174 mm |



## [VETRO GRANDANGOLO DAILY • 2015 ▶]\*

| COD.       | OE         | DETAIL | CLASS | DIM        |
|------------|------------|--------|-------|------------|
| 30.333.11D | 5801823346 |        |       | 107x145 mm |
| 30.333.11S | 5801823557 |        |       | 107x145 mm |



## [VETRO DAILY • 2000 ▶]\*

| COD.     | OE | DETAIL | CLASS | DIM        |
|----------|----|--------|-------|------------|
| 020C0349 |    |        |       | 257x156 mm |
| 020T0349 |    |        |       | 257x156 mm |



## [VETRO DAILY • 2000 ▶]\*

| COD.     | OE        | DETAIL | CLASS | DIM       |
|----------|-----------|--------|-------|-----------|
| 020C0350 | 500371329 |        |       | 159x49 mm |



## [VETRO DAILY • OM 30 SC • GRINTA]\*

| COD.     | OE       | DETAIL | CLASS | DIM        |
|----------|----------|--------|-------|------------|
| 029C3220 | 93904072 |        |       | 223x128 mm |



## [IND. DI DIREZIONE DAILY • 2006 ▶]\*

| COD.     | OE      | DETAIL | CLASS | DIM      |
|----------|---------|--------|-------|----------|
| 80.322.0 | 3801915 |        |       | 92x65 mm |
| 80.322.1 | 3801914 |        |       | 92x65 mm |



## [IND. DI DIREZIONE DAILY • 2015 ▶]\*

| COD.     | OE         | DETAIL | CLASS | DIM      |
|----------|------------|--------|-------|----------|
| 80.332.0 | 5801823334 |        |       | 92x65 mm |
| 80.332.1 | 5801823572 |        |       | 92x65 mm |



## [ADATTATORE DAILY • 2006 ▶ 2009]\*

| COD. | OE         | DETAIL | CLASS | DIM |
|------|------------|--------|-------|-----|
| C323 | 5801405677 |        |       |     |



[SPECCHIO COMPLETO MB100 • 1983 ▶ 1988]\*

| COD.     | OE                       | DETAIL | CLASS | DIM        |
|----------|--------------------------|--------|-------|------------|
| 30.600.0 | 6318100916<br>6318101916 |        |       | 250x155 mm |
| 30.600.1 | 6318101016<br>6318101816 |        |       | 250x155 mm |



[SPECCHIO COMPLETO MB100 • 1988 ▶ 1996]\*

| COD.     | OE                       | DETAIL | CLASS | DIM        |
|----------|--------------------------|--------|-------|------------|
| 30.601.0 | 6318103116<br>6318102916 |        |       | 250x155 mm |
| 30.601.1 | 6318103016<br>6318102816 |        |       | 250x155 mm |

[COPPA 207D-208D-209D-210D-307D-308D-309D-310D-407D-408D-409D • 08/1981 ▶ 02/1995]\*

| COD.      | OE                       | DETAIL | CLASS | DIM        |
|-----------|--------------------------|--------|-------|------------|
| 40.106.CR | 6118100116               |        |       | 240x156 mm |
| 40.106.CT | 6018100916<br>6018102216 |        |       | 240x156 mm |
| 41.106.CT | 6018100916<br>6018102216 |        |       | 240x156 mm |



[COPPA 207D-208D-209D-210D-307D-308D-309D-310D-407D-408D-409D • 04/1997 ▶ 02/1995]\*

| COD.        | OE         | DETAIL | CLASS | DIM        |
|-------------|------------|--------|-------|------------|
| 40.107.CR10 | 6128100166 |        |       | 260x150 mm |
| 40.107.CR12 | 6128100166 |        |       | 260x150 mm |
| 020C0107    |            |        |       | 250x140 mm |



[COPPA RICAMBIO]\*

| COD.      | OE         | DETAIL | CLASS | DIM        |
|-----------|------------|--------|-------|------------|
| 40.130.CR |            |        |       | 240x156 mm |
| 40.130.CT |            |        |       | 240x156 mm |
| 41.130.CT |            |        |       | 240x156 mm |
| 020C0106  | 6118110133 |        |       | 234x144 mm |
| 020T0106  |            |        |       | 234x144 mm |
| 020T0166  |            |        |       | 234x144 mm |





## [VETRO CON PIASTRA SPRINTER • 1995 ▶ 2005]\*

| COD.        | OE         | DETAIL | CLASS | DIM        |
|-------------|------------|--------|-------|------------|
| 30.314.11D  | 0018110733 |        |       | 238x142 mm |
| 30.314.11S  | 0018110633 |        |       | 238x142 mm |
| 30.314.33D  | 0018110433 |        |       | 238x142 mm |
| 30.314.33S  | 0018110533 |        |       | 238x142 mm |
| 30.314.11AD |            |        |       | 238x142 mm |
| 30.314.11AS |            |        |       | 238x142 mm |
| 30.314.33AD | 0018115233 |        |       | 238x142 mm |
| 30.314.33AS | 0018115133 |        |       | 238x142 mm |

Questo vetro non può essere venduto nei paesi della Gran Bretagna, Germania, Svezia, Italia, Spagna e Francia, causa brevetto.  
This glass cannot be sold in the countries of Great Britain, Germany, Sweden, Italy, Spain and France due to patent restriction

## [VETRO CON PIASTRA VITO • 1996 ▶ 2003]\*

| COD.       | OE | DETAIL | CLASS | DIM        |
|------------|----|--------|-------|------------|
| 59.565.00  |    |        |       | 190x148 mm |
| 59.565.01  |    |        |       | 190x148 mm |
| 59.565.AD  |    |        |       | 190x148 mm |
| 59.565.AS  |    |        |       | 190x148 mm |
| 19.565.00  |    |        |       | 190x148 mm |
| 19.565.01  |    |        |       | 190x148 mm |
| 19.565.ASD |    |        |       | 190x148 mm |
| 19.565.AS  |    |        |       | 190x148 mm |



## [VETRO SPRINTER • 2006 ▶ ]\*

| COD.      | OE | DETAIL | CLASS | DIM        |
|-----------|----|--------|-------|------------|
| 19.588.00 |    |        |       | 154x235 mm |
| 19.588.01 |    |        |       | 154x235 mm |



## [VETRO VITO • 2003 ▶ ]\*

| COD.        | OE | DETAIL | CLASS | DIM        |
|-------------|----|--------|-------|------------|
| 19.576.00   |    |        |       | 185x205 mm |
| 19.576.01   |    |        |       | 185x205 mm |
| 19.576.22   |    |        |       | 185x205 mm |
| 19.576.33   |    |        |       | 185x205 mm |
| 19.576.ASD  |    |        |       | 185x205 mm |
| 19.576.AS   |    |        |       | 185x205 mm |
| 919.576.ASD |    |        |       | 185x205 mm |
| 919.576.AS  |    |        |       | 185x205 mm |



## [IND. DIREZIONE SPRINTER II NCV3 • 10/2005 ▶ ]\*

| COD.     | OE         | DETAIL | CLASS | DIM        |
|----------|------------|--------|-------|------------|
| 80.327.0 | 0018229020 |        |       | 110x130 mm |
| 80.327.1 | 0018228920 |        |       | 110x130 mm |



## [IND. DIREZIONE SPRINTER 2100- 2300]\*

| COD.     | OE         | DETAIL | CLASS | DIM        |
|----------|------------|--------|-------|------------|
| 80.328.1 | 0018229320 |        |       | 110x130 mm |





## [VETRO MOVANO • 2004 ▶ 2010]\*

| COD.      | OE | DETAIL | CLASS | DIM        |
|-----------|----|--------|-------|------------|
| 17.363.00 |    |        |       | 160x245 mm |
| 17.363.01 |    |        |       | 160x245 mm |
| 17.363.22 |    |        |       | 160x245 mm |
| 17.363.33 |    |        |       | 160x245 mm |



## [VETRO COMBO • ▶ 2003]\*

| COD.      | OE | DETAIL | CLASS | DIM        |
|-----------|----|--------|-------|------------|
| 19.546.00 |    |        |       | 173x148 mm |



## [VETRO VIVARO]\*

| COD.       | OE | DETAIL | CLASS | DIM        |
|------------|----|--------|-------|------------|
| 19.575.00  |    |        |       | 180x150 mm |
| 19.575.01  |    |        |       | 180x150 mm |
| 19.575.22  |    |        |       | 180x150 mm |
| 19.575.33  |    |        |       | 180x150 mm |
| 19.575.ASD |    |        |       | 180x150 mm |
| 19.575.AS  |    |        |       | 180x150 mm |



## [VETRO COMBO TOUR • 2003 ▶ ]\*

| COD.      | OE | DETAIL | CLASS | DIM        |
|-----------|----|--------|-------|------------|
| 19.591.00 |    |        |       | 190x148 mm |
| 19.591.01 |    |        |       | 190x148 mm |



## [SPECCHIO COMPLETO J5 • J9 • 1982 ▶ 1994]\*

| COD.     | OE | DETAIL | CLASS | DIM        |
|----------|----|--------|-------|------------|
| 30.500.0 |    |        |       | 190x315 mm |
| 30.500.1 |    |        |       | 190x315 mm |



## [SPECCHIO COMPLETO EXPERT • 1995 ▶ 2006]\*

| COD.     | OE | DETAIL | CLASS | DIM        |
|----------|----|--------|-------|------------|
| 30.505.0 |    |        |       | 258x218 mm |
| 30.505.1 |    |        |       | 258x218 mm |



## [SPECCHIO COMPLETO RANCH • PARTNER • 1996 ▶ 2008]\*

| COD.     | OE | DETAIL | CLASS | DIM        |
|----------|----|--------|-------|------------|
| 30.507.0 |    |        |       | 295x225 mm |
| 30.507.1 |    |        |       | 295x225 mm |



## [SPECCHIO COMPLETO J5 • J9 • 1990 ▶ 1994]\*

| COD.     | OE | DETAIL | CLASS | DIM        |
|----------|----|--------|-------|------------|
| 35.001.0 |    |        |       | 250x368 mm |
| 35.001.1 |    |        |       | 250x368 mm |



Disponibile fino a esaurimento scorte • available while stocks last • disponible jusqu'à épuisement du stock



## [SPECCHIO COMPLETO BOXER • 1994 ▶ 1999]\*

| COD.     | OE | DETAIL | CLASS | DIM        |
|----------|----|--------|-------|------------|
| 35.004.0 |    |        | II    | 276x343 mm |
| 35.004.1 |    |        | II    | 276x343 mm |

Disponibile fino a esaurimento scorte • available while stocks last • disponible jusqu'à épuisement du stock

## [SPECCHIO COMPLETO J5 • J9 • BOXER • 2006 ▶ 2014]\*

| COD.     | OE | DETAIL | CLASS | DIM        |
|----------|----|--------|-------|------------|
| 35.348.2 |    |        | II-IV | 365x405 mm |
| 35.348.5 |    |        | II-IV | 365x405 mm |

## [COPPA J5 • J9 • 1990 ▶ | BOXER • 1994 ▶ 1999]\*

| COD.      | OE | DETAIL | CLASS | DIM        |
|-----------|----|--------|-------|------------|
| 35.001.CD |    |        | II    | 217x281 mm |
| 35.001.CS |    |        | II    | 217x281 mm |

Disponibile fino a esaurimento scorte • available while stocks last • disponible jusqu'à épuisement du stock

## [VETRO CON PIASTRA J5 • J9 • 1990 ▶ | BOXER • 1994 ▶ 1999]\*

| COD.       | OE | DETAIL | CLASS | DIM        |
|------------|----|--------|-------|------------|
| 30.320.11  |    |        |       | 162x264 mm |
| 30.320.33  |    |        |       | 162x264 mm |
| 30.420.33D |    |        |       | 162x264 mm |
| 30.420.33S |    |        |       | 162x264 mm |



## [VETRO CON PIASTRA J5 • J9 • BOXER • 2000 ▶ 2006]\*

| COD.       | OE | DETAIL | CLASS      |
|------------|----|--------|------------|
| 30.345.11D |    |        | 182x252 mm |
| 30.345.11S |    |        | 182x252 mm |
| 30.345.33D |    |        | 182x252 mm |
| 30.345.33S |    |        | 182x252 mm |



## [VETRO CON PIASTRA J5 • J9 • BOXER • 2000 ▶ 2006]\*

| COD.       | OE | DETAIL | CLASS | DIM       |
|------------|----|--------|-------|-----------|
| 30.346.11D |    |        |       | 175x80 mm |
| 30.346.11S |    |        |       | 175x80 mm |
| 30.346.33D |    |        |       | 175x80 mm |
| 30.346.33S |    |        |       | 175x80 mm |



## [VETRO CON PIASTRA J5 • J9 • BOXER • 2000 ▶ 2006]\*

| COD.       | OE | DETAIL | CLASS | DIM        |
|------------|----|--------|-------|------------|
| 30.347.11D |    |        |       | 188x120 mm |
| 30.347.11S |    |        |       | 188x120 mm |



## [VETRO CON PIASTRA J5 • J9 • BOXER • 2006 ▶ 2014]\*

| COD.       | OE | DETAIL | CLASS | DIM        |
|------------|----|--------|-------|------------|
| 30.348.11D |    |        |       | 190x267 mm |
| 30.348.11S |    |        |       | 190x267 mm |
| 30.348.33D |    |        |       | 190x267 mm |
| 30.348.33S |    |        |       | 190x267 mm |





## [VETRO CON PIASTRA J5 • J9 • BOXER • 2006 ▶ 2014]\*

| COD.       | OE | DETAIL | CLASS | DIM       |
|------------|----|--------|-------|-----------|
| 30.349.11D |    |        |       | 187x78 mm |
| 30.349.11S |    |        |       | 187x78 mm |
| 30.349.33D |    |        |       | 187x78 mm |
| 30.349.33S |    |        |       | 187x78 mm |



## [VETRO CON PIASTRA JRANCH • PARTNER • 1996 ▶ 2008]\*

| COD.      | OE | DETAIL | CLASS | DIM        |
|-----------|----|--------|-------|------------|
| 57.335.00 |    |        |       | 167x141 mm |
| 57.335.01 |    |        |       | 167x141 mm |
| 57.335.AD |    |        |       | 167x141 mm |
| 57.335.AS |    |        |       | 167x141 mm |



## [VETRO EXPERT • 2005 ▶ 2006]\*

| COD.      | OE | DETAIL | CLASS | DIM        |
|-----------|----|--------|-------|------------|
| 16.261.00 |    |        |       | 160x155 mm |
| 16.261.01 |    |        |       | 160x155 mm |



## [VETRO MASTER II • 2003 ▶ 2010]\*

| COD.      | OE | DETAIL | CLASS | DIM        |
|-----------|----|--------|-------|------------|
| 17.363.00 |    |        |       | 160x245 mm |
| 17.363.01 |    |        |       | 160x245 mm |
| 17.363.22 |    |        |       | 160x245 mm |
| 17.363.33 |    |        |       | 160x245 mm |



## [VETRO MASTER II / III / IV • 2003 ▶ | TRAFIC II • 2002 ▶ ]\*

| COD.      | OE | DETAIL | CLASS | DIM        |
|-----------|----|--------|-------|------------|
| 19.575.00 |    |        |       | 180x150 mm |
| 19.575.01 |    |        |       | 180x150 mm |
| 19.575.22 |    |        |       | 180x150 mm |
| 19.575.33 |    |        |       | 180x150 mm |



## [VETRO MASTER • MASCOTT • 1999 ▶ ]\*

| COD.     | OE | DETAIL | CLASS | DIM        |
|----------|----|--------|-------|------------|
| 020C0696 |    |        |       | 149x252 mm |



## [IND. DIREZIONE J5 • J9 • BOXER • 2006 ▶ 2014]\*

| COD.     | OE | DETAIL | CLASS | DIM       |
|----------|----|--------|-------|-----------|
| 80.325.0 |    |        |       | 78x130 mm |
| 80.325.1 |    |        |       | 78x130 mm |



## [IND. DIREZIONE J5 • J9 • BOXER • 2006 ▶ 2014]\*

| COD.     | OE | DETAIL | CLASS | DIM       |
|----------|----|--------|-------|-----------|
| 80.326.0 |    |        |       | 78x130 mm |
| 80.326.1 |    |        |       | 78x130 mm |



## [VETRO CON PIASTRA LT • 1996 ▶ 2005]\*

| COD.        | OE         | DETAIL | CLASS | DIM        |
|-------------|------------|--------|-------|------------|
| 30.314.11D  | 2D0857522  |        |       | 238x142 mm |
| 30.314.11S  | 2D0857521  |        |       | 238x142 mm |
| 30.314.33D  | 2D0857522A |        |       | 238x142 mm |
| 30.314.33S  | 2D0857521A |        |       | 238x142 mm |
| 30.314.11AD |            |        |       | 238x142 mm |
| 30.314.11AS |            |        |       | 238x142 mm |
| 30.314.33AD |            |        |       | 238x142 mm |
| 30.314.33AS |            |        |       | 238x142 mm |

Questo vetro non può essere venduto nei paesi della Gran Bretagna, Germania, Svezia, Italia, Spagna e Francia, causa brevetto.  
This glass cannot be sold in the countries of Great Britain, Germany, Sweden, Italy, Spain and France due to patent restriction

## [VETRO LT CRAFTER • 2006 ▶]\*

| COD.      | OE | DETAIL | CLASS | DIM        |
|-----------|----|--------|-------|------------|
| 19.588.00 |    |        |       | 185x120 mm |
| 19.588.01 |    |        |       | 185x120 mm |

## [VETRO TRANSPORTER • 1992 ▶]\*

| COD.       | OE | DETAIL | CLASS | DIM        |
|------------|----|--------|-------|------------|
| 19.560.00  |    |        |       | 200x155 mm |
| 19.560.01  |    |        |       | 200x155 mm |
| 19.560.22  |    |        |       | 200x155 mm |
| 19.560.33  |    |        |       | 200x155 mm |
| 19.560.ASD |    |        |       | 200x155 mm |
| 19.560.AS  |    |        |       | 200x155 mm |



## [VETRO TRANSPORTER • 1992 ▶]\*

| COD.      | OE | DETAIL | CLASS | DIM        |
|-----------|----|--------|-------|------------|
| 19.561.00 |    |        |       | 200x155 mm |
| 19.561.22 |    |        |       | 200x155 mm |
| 19.561.AS |    |        |       | 200x155 mm |



## [VETRO TRANSPORTER T5 • CADDY]\*

| COD.       | OE | DETAIL | CLASS | DIM        |
|------------|----|--------|-------|------------|
| 19.562.00  |    |        |       | 143x203 mm |
| 19.562.01  |    |        |       | 180x172 mm |
| 19.562.ASD |    |        |       | 143x203 mm |
| 19.562.AS  |    |        |       | 180x172 mm |



## [IND. DIREZIONE LT CRAFTER • 05/2006 ▶]\*

| COD.     | OE         | DETAIL | CLASS | DIM        |
|----------|------------|--------|-------|------------|
| 80.327.0 | 0018229020 |        |       | 110x130 mm |
| 80.327.1 | 0018228920 |        |       | 110x130 mm |



## [IND. DIREZIONE LT CRAFTER • 05/2006 ▶]\*

| COD.     | OE         | DETAIL | CLASS | DIM        |
|----------|------------|--------|-------|------------|
| 80.328.1 | 0018229320 |        |       | 110x130 mm |





# AUTOCARRI E AUTOBUS

Truck and Bus •  
Poids Lourds et Autocars



[GUARDARUOTA HD7-HD7C-HD8 • 01/1996 ▶]\*

| COD.     | OE                   | DETAIL | CLASS | DIM        |
|----------|----------------------|--------|-------|------------|
| 40.221.0 | 8143112<br>98409109  |        | V     | 284x185 mm |
| 41.221.3 | 98472974<br>98472905 |        | V     | 284x185 mm |
| 40.221.3 | 504132244            |        | V     | 284x185 mm |



[SPECCHIO COMPLETO HD9 • HHD9 10/2011 ▶]\*

| COD.     | OE                      | DETAIL | CLASS | DIM        |
|----------|-------------------------|--------|-------|------------|
| 40.303.0 | 504369961<br>504150527  |        | II-IV | 720x340 mm |
| 40.303.1 | 504369910<br>504150526  |        | II-IV | 720x340 mm |
| 40.305.0 | 5801336298<br>504370055 |        | II-IV | 720x400 mm |
| 40.305.1 | 5801336285<br>504370048 |        | II-IV | 720x400 mm |
| 40.304.0 | 504369995<br>504150552  |        | II-IV | 720x460 mm |
| 40.304.1 | 504369979<br>504150551  |        | II-IV | 720x460 mm |



[GUARDARUOTA HD9 • HHD9 10/2011 ▶]\*

| COD.     | OE        | DETAIL | CLASS | DIM |
|----------|-----------|--------|-------|-----|
| 41.306.0 | 504168236 |        | V     |     |



[COPPA HD7-HD7C-HD8 • 01/1996 ▶]\*

| COD.      | OE                     | DETAIL | CLASS | DIM        |
|-----------|------------------------|--------|-------|------------|
| 40.212.CR | 98472986<br>504076983  |        | IV    | 200x189 mm |
| 41.212.CT | 98473013               |        | IV    | 200x189 mm |
| 40.212.CT | 504076984<br>504132249 |        | IV    | 200x189 mm |



[COPPA HD7-HD7C-HD8 • 01/1996 ▶]\*

| COD.      | OE                   | DETAIL | CLASS | DIM        |
|-----------|----------------------|--------|-------|------------|
| 40.215.CR | 98473005<br>98472976 |        | II    | 355x215 mm |
| 40.215.CT | 2997159<br>98473006  |        | II    | 355x215 mm |
| 41.215.CT | 2997160<br>98473007  |        | II    | 355x215 mm |
| 42.215.CT |                      |        | II    | 355x215 mm |












[COPPA HD7-HD7C-HD8 • 01/1996 ▶]\*

| COD.      | OE                   | DETAIL | CLASS | DIM        |
|-----------|----------------------|--------|-------|------------|
| 40.216.CR | 98472981<br>98473008 |        | II    | 457x215 mm |
| 40.216.CT | 98472982<br>98473010 |        | II    | 457x215 mm |
| 41.216.CT | 2997157<br>98473011  |        | II    | 457x215 mm |














## [VETRO CON PIASTRA HD9 • HHD9 10/2011 ▶]\*

| COD.      | OE | DETAIL  | CLASS      |
|-----------|----|---|------------|
| 30.202.11 |    |       | 370x180 mm |
| 30.202.33 |    |      | 370x180 mm |









## [VETRO CON PIASTRA HD9 • HHD9 10/2011 ▶]\*

| COD.      | OE        | DETAIL  | CLASS      |
|-----------|-----------|---|------------|
| 30.302.11 |           |       | 370x180 mm |
| 30.302.33 | 504197878 |      | 370x180 mm |












## [VETRO CON PIASTRA HD7-HD7C-HD8 • 01/1996 ▶]\*

| COD.      | OE       | DETAIL  | CLASS | DIM        |
|-----------|----------|---|-------|------------|
| 30.212.11 |          |       |       | 200x175 mm |
| 30.212.33 | 93190982 |      |       | 200x175 mm |












## [VETRO CON PIASTRA HD7-HD7C-HD8 • 01/1996 ▶]\*

| COD.      | OE                  | DETAIL  | CLASS | DIM        |
|-----------|---------------------|---|-------|------------|
| 30.215.11 | 93193200            |       |       | 340x200 mm |
| 30.215.33 | 2997153<br>93193197 |      |       | 340x200 mm |











## [VETRO CON PIASTRA HD7-HD7C-HD8 • 01/1996 ▶]\*

| COD.      | OE       | DETAIL  | CLASS | DIM        |
|-----------|----------|---|-------|------------|
| 30.315.11 | 93190983 |       |       | 340x200 mm |
| 30.315.33 | 93190970 |      |       | 340x200 mm |




## [VETRO CON PIASTRA HD7-HD7C-HD8 • 01/1996 ▶]\*

| COD.      | OE                  | DETAIL  | CLASS | DIM        |
|-----------|---------------------|---|-------|------------|
| 30.216.11 | 93193162            |       |       | 440x200 mm |
| 30.216.33 | 2997154<br>93193198 |      |       | 440x200 mm |










## [VETRO CON PIASTRA HD7-HD7C-HD8 • 01/1996 ▶]\*

| COD.      | OE                   | DETAIL  | CLASS | DIM        |
|-----------|----------------------|---|-------|------------|
| 30.316.11 | 93190981             |       |       | 440x200 mm |
| 30.316.33 | 93190976<br>93171054 |      |       | 440x200 mm |










## [VETRO CON PIASTRA HD7-HD7C-HD8 • 01/1996 ▶]\*

| COD.      | OE       | DETAIL  | CLASS | DIM        |
|-----------|----------|---|-------|------------|
| 30.221.11 | 93190984 |      |       | 260x160 mm |
| 30.221.33 | 93190985 |     |       | 260x160 mm |










## [HD7-HD7C-HD8 • 01/1996 ▶]\*

| COD.      | OE       | DETAIL  | CLASS | DIM        |
|-----------|----------|---|-------|------------|
| 30.321.11 | 93190984 |      |       | 260x160 mm |
| 30.321.33 | 93190985 |     |       | 260x160 mm |



## [VETRO CON PIASTRA HD9 • 10/2011 ▶]\*

| COD.      | OE        | DETAIL  | CLASS | DIM        |
|-----------|-----------|---|-------|------------|
| 30.303.11 |           |      | IV    | 200x190 mm |
| 30.303.33 | 504197879 |     | IV    | 200x190 mm |



[VETRO CON PIASTRA]\*

| COD.      | OE       | DETAIL | CLASS | DIM        |
|-----------|----------|--------|-------|------------|
| 30.312.11 |          |        |       | 200x175 mm |
| 30.312.33 | 93190973 |        |       | 200x175 mm |



[EUROTECH]\*

| COD.      | OE | DETAIL | CLASS | DIM        |
|-----------|----|--------|-------|------------|
| 40.216.BD |    |        |       | 323x184 mm |
| 40.216.BS |    |        |       | 323x184 mm |
| 41.216.BD |    |        |       | 323x184 mm |
| 41.216.BS |    |        |       | 323x184 mm |



[CALOTTA HD7-HD7C-HD8 MOD. VITALONI • 01/1996 ▶]\*

| COD.   | OE       | DETAIL | CLASS | DIM        |
|--------|----------|--------|-------|------------|
| 40C215 | 93190971 |        |       | 162x335 mm |



[CALOTTA HD7-HD7C-HD8 MOD. VITALONI • 01/1996 ▶]\*

| COD.   | OE       | DETAIL | CLASS | DIM        |
|--------|----------|--------|-------|------------|
| 40C216 | 93190977 |        |       | 162x435 mm |



[CALOTTA HD7-HD7C-HD8 MOD. VITALONI • 01/1996 ▶]\*

| COD.   | OE       | DETAIL | CLASS | DIM        |
|--------|----------|--------|-------|------------|
| 40C217 | 93190974 |        |       | 175x177 mm |



[CALOTTA HD7-HD7C-HD8 MOD. DONELLY • 01/1996 ]\*

| COD.   | OE                  | DETAIL | CLASS | DIM        |
|--------|---------------------|--------|-------|------------|
| 40C505 | 93193202<br>2997156 |        |       | 162x335 mm |



[CALOTTA HD7-HD7C-HD8 MOD. DONELLY • 01/1996 ]\*

| COD.   | OE                   | DETAIL | CLASS | DIM        |
|--------|----------------------|--------|-------|------------|
| 40C506 | 504076983<br>2997155 |        |       | 162x435 mm |






## [CALOTTA HD7-HD7C-HD8 MOD. DONELLY • 01/1996 ]\*

| COD.   | OE       | DETAIL | CLASS | DIM        |
|--------|----------|--------|-------|------------|
| 40C507 | 93193203 |        |       | 175x177 mm |



## [CALOTTA HD9 • 10/2011 ▶ ]\*

| COD.    | OE        | DETAIL | CLASS | DIM        |
|---------|-----------|--------|-------|------------|
| 40C302D | 504158974 |        |       | 245x370 mm |
| 40C302S | 504158975 |        |       | 245x370 mm |



## [CALOTTA HD9 • 10/2011 ▶ ]\*

| COD.    | OE        | DETAIL | CLASS | DIM        |
|---------|-----------|--------|-------|------------|
| 40C303D | 504158977 |        |       | 245x215 mm |
| 40C303S | 504158976 |        |       | 245x215 mm |



## [TELAIO HD9 • 10/2011 ▶ ]\*

| COD.    | OE        | DETAIL | CLASS | DIM        |
|---------|-----------|--------|-------|------------|
| 40C304D | 504159023 |        |       | 245x390 mm |
| 40C304S | 504159022 |        |       | 245x390 mm |



## [TELAIO HD9 • 10/2011 ▶ ]\*

| COD.    | OE        | DETAIL | CLASS | DIM        |
|---------|-----------|--------|-------|------------|
| 40C305D | 504159021 |        |       | 245x230 mm |
| 40C305S | 504159020 |        |       | 245x230 mm |



## [CALOTTA GUARDARUOTA HD9 • HHD9 10/2011 ]\*

| COD.   | OE        | DETAIL | CLASS | DIM |
|--------|-----------|--------|-------|-----|
| 40C306 | 504168244 |        |       |     |



## [ADATTATORI HD7-HD7C-HD8 • 01/1996 ▶ ]\*

| COD.  | OE | DETAIL | CLASS | DIM |
|-------|----|--------|-------|-----|
| B216A |    |        |       |     |
| B216B |    |        |       |     |



## [ADATTATORI HD7-HD7C-HD8 • 01/1996 ▶ ]\*

| COD. | OE | DETAIL | CLASS | DIM |
|------|----|--------|-------|-----|
| C03V |    |        |       |     |
| C10V |    |        |       |     |



## [ADATTATORI HD7-HD7C-HD8 • 01/1996 ▶ ]\*

| COD. | OE | DETAIL | CLASS | DIM |
|------|----|--------|-------|-----|
| C11V |    |        |       |     |
| C12V |    |        |       |     |



## [MOTORINO HD7-HD7C-HD8 • 01/1996 ▶ ]\*

| COD.  | OE | DETAIL | CLASS | DIM |
|-------|----|--------|-------|-----|
| M216V |    |        |       |     |





[SPECCHIO COMPLETO CF65-CF75-CF85 • 05/2006]\*

| COD.      | OE                 | DETAIL | CLASS | DIM        |
|-----------|--------------------|--------|-------|------------|
| 40.400.0  | 1644303            |        | II-IV |            |
| 40.400.1  | 1781902            |        | II-IV |            |
| 40.401.CT | 1689347<br>1940341 |        | IV    | 239x221 mm |
| 40.400.CT | 1689348<br>1812862 |        | II    | 411x228 mm |
| 40.400.BD | 1788487<br>1818353 |        |       | h 920 mm   |
| 40.400.BS | 1788972<br>1818355 |        |       | h 920 mm   |



[GUARDARUOTA XF105 - XC • - 01/2006]\*

| COD.     | OE      | DETAIL | CLASS | DIM        |
|----------|---------|--------|-------|------------|
| 40.402.0 | 1669573 |        | V     | 319x187 mm |



[GUARDARUOTA CF • - 05/2006]\*

| COD.     | OE      | DETAIL | CLASS | DIM        |
|----------|---------|--------|-------|------------|
| 40.403.0 | 1614021 |        | V     | 319x187 mm |



[COPPA CF75-CF85-XF95-F1700-F3300 • 1986 ▶ 1998 ]\*

| COD.      | OE | DETAIL | CLASS | DIM        |
|-----------|----|--------|-------|------------|
| 40.117.CR |    |        | IV    | 267x205 mm |
| 40.117.CT |    |        | IV    | 267x205 mm |
| 020C0117  |    |        |       | 252x190 mm |
| 020T0117  |    |        |       | 252x190 mm |



Disponibile fino a esaurimento scorte • available while stocks last • disponible jusqu'à épuisement du stock

COPPA CF75-CF85-XF95-F1700-F3300 • 1986 ▶ 1998]\*

| COD.      | OE      | DETAIL | CLASS | DIM        |
|-----------|---------|--------|-------|------------|
| 40.118.CR | 1232014 |        | IV    | 208x175 mm |
| 40.118.CT | 1232015 |        | IV    | 208x175 mm |



[COPPA CF75-CF85-XF95-F1700-F3300 • 1986 ▶ 1998 ]\*

| COD.      | OE      | DETAIL | CLASS | DIM        |
|-----------|---------|--------|-------|------------|
| 40.119.CR | 1232016 |        | II    | 392x205 mm |
| 40.119.CT | 1232017 |        | II    | 392x205 mm |



[COPPA LF]\*

| COD.      | OE                 | DETAIL | CLASS | DIM        |
|-----------|--------------------|--------|-------|------------|
| 40.329.CR |                    |        | II    | 398x210 mm |
| 41.329.CT | 1620023            |        | II    | 398x210 mm |
| 40.329.CT | 1405601<br>1805714 |        | II    | 398x210 mm |





## [COPPA CF65-CF75-CF75-XF95-95XF • 03/2000 - 03/2006]\*

| COD.      | OE                 | DETAIL | CLASS | DIM        |
|-----------|--------------------|--------|-------|------------|
| 40.400.CT | 1689348<br>1812862 |        | II    | 411x228 mm |



## [COPPA CF65-CF75-CF85 • 05/2006 - XF95-XF105-XC • 01/2006]\*

| COD.      | OE                 | DETAIL | CLASS | DIM        |
|-----------|--------------------|--------|-------|------------|
| 40.401.CT | 1689347<br>1940341 |        | IV    | 239x221 mm |



## [COPPA CF65-CF75-CF85-XF95-95XF • 03/2000 ▶ 04/2006]\*

| COD.      | OE                 | DETAIL | CLASS | DIM        |
|-----------|--------------------|--------|-------|------------|
| 40.415.CR | 1425106            |        | II    | 384x205 mm |
| 41.415.CT | 1610186<br>1425104 |        | II    | 384x205 mm |
| 40.415.CT | 1610184<br>1425105 |        | II    | 384x205 mm |
| 42.415.CT |                    |        | II    | 384x205 mm |
| 45.415.CT |                    |        | II    | 384x205 mm |



## [COPPA CF65-CF75-CF85-XF95-95XF • 03/2000 ▶ 04/2006]\*

| COD.      | OE      | DETAIL | CLASS | DIM        |
|-----------|---------|--------|-------|------------|
| 40.416.CR | 1670877 |        | II    | 170x214 mm |
| 41.416.CT | 1425108 |        | II    | 170x214 mm |
| 40.416.CT | 1610187 |        | II    | 170x214 mm |



## [VETRO CON PIASTRA CF75-CF85-XF95-F1700-F3300 • 1986 ▶ 1998]\*

| COD.      | OE      | DETAIL | CLASS | DIM        |
|-----------|---------|--------|-------|------------|
| 30.329.11 | 1404974 |        |       | 369x180 mm |
| 30.329.33 | 1805717 |        |       | 369x180 mm |



## [VETRO CON PIASTRA CF65-CF75-CF85-XF95-95XF • 03/2000 ▶ 04/2006]\*

| COD.      | OE      | DETAIL | CLASS | DIM        |
|-----------|---------|--------|-------|------------|
| 30.400.33 | 1685330 |        |       | 363x177 mm |



Questo vetro non può essere venduto nei paesi della Gran Bretagna, Germania, Svezia, Italia, Spagna e Francia, causa brevetto.  
This glass cannot be sold in the countries of Great Britain, Germany, Sweden, Italy, Spain and France due to patent restriction

## [VETRO CON PIASTRA CF65-CF75-CF85 • 05/2006 / XF95-XF105-XC • 01/2006]\*

| COD.      | OE      | DETAIL | CLASS | DIM        |
|-----------|---------|--------|-------|------------|
| 30.401.33 | 1685331 |        |       | 207x161 mm |



Questo vetro non può essere venduto nei paesi della Gran Bretagna, Germania, Svezia, Italia, Spagna e Francia, causa brevetto.  
This glass cannot be sold in the countries of Great Britain, Germany, Sweden, Italy, Spain and France due to patent restriction

## [VETRO CON PIASTRA CF65-CF75-CF85-XF95-95XF • 03/2000 ▶ 04/2006]\*


| COD.      | OE      | DETAIL | CLASS | DIM        |
|-----------|---------|--------|-------|------------|
| 30.415.11 | 1425109 |        |       | 368x189 mm |
| 30.415.33 | 1610190 |        |       | 368x189 mm |





[VETRO CON PIASTRA CF65-CF75-CF75-XF95-95XF • 03/2000  
▶ 03/2006]\*

| COD.      | OE                 | DETAIL | CLASS | DIM        |
|-----------|--------------------|--------|-------|------------|
| 30.416.11 |                    |        |       | 204x195 mm |
| 30.416.33 | 1610182<br>1425111 |        |       | 204x195 mm |



[VETRO]\*

| COD.     | OE               | DETAIL | CLASS | DIM        |
|----------|------------------|--------|-------|------------|
| 020C0118 | 699853<br>589438 |        |       | 191x153 mm |
| 020T0118 | 699854<br>589437 |        |       | 191x153 mm |



[VETRO]\*

| COD.     | OE                | DETAIL | CLASS | DIM        |
|----------|-------------------|--------|-------|------------|
| 020C0119 | 1279531<br>699856 |        |       | 374x190 mm |
| 020T0119 | 1305462<br>699857 |        |       | 374x190 mm |



[VETRO]\*

| COD.      | OE | DETAIL | CLASS | DIM |
|-----------|----|--------|-------|-----|
| 30.402.11 |    |        |       |     |



[VETRO]\*

| COD.      | OE | DETAIL | CLASS | DIM        |
|-----------|----|--------|-------|------------|
| 30.403.11 |    |        |       | 318x186 mm |



[BRACCIO CF65-CF75-CF85 / XF105 - XF95 • 05/2006]\*

| COD.      | OE                 | DETAIL | CLASS | DIM      |
|-----------|--------------------|--------|-------|----------|
| 40.400.BD | 1788487<br>1818353 |        |       | h 920 mm |
| 40.400.BS | 1788972<br>1818355 |        |       | h 920 mm |
| 40.401.BD |                    |        |       | h 818 mm |
| 40.401.BS |                    |        |       | h 818 mm |



MORSETTO XF105 - XC ▶ 01/2006]\*

| COD.      | OE | DETAIL | CLASS | DIM        |
|-----------|----|--------|-------|------------|
| 40.402.BR |    |        |       | 318x186 mm |



MORSETTO CF ▶ 05/2006]\*

| COD.      | OE | DETAIL | CLASS | DIM |
|-----------|----|--------|-------|-----|
| 40.403.BR |    |        |       |     |



[CALOTTA CF65-CF75-CF85 • 05/2006 - XF95-XF105-XC • 01/2006]\*

| COD.   | OE                 | DETAIL | CLASS | DIM        |
|--------|--------------------|--------|-------|------------|
| 40C400 | 1644325<br>1659248 |        |       | 411x228 mm |



[CALOTTA CF65-CF75-CF85 • 05/2006 - XF95-XF105-XC • 01/2006]\*

| COD.   | OE                 | DETAIL | CLASS | DIM        |
|--------|--------------------|--------|-------|------------|
| 40C401 | 1644326<br>1659249 |        |       | 239x221 mm |



[CALOTTA CF65-CF75-CF85 • 05/2006 - XF95-XF105-XC • 01/2006]\*

| COD.   | OE      | DETAIL | CLASS | DIM        |
|--------|---------|--------|-------|------------|
| 40C415 | 1425113 |        |       | 367x187 mm |



[CALOTTA CF65-CF75-CF85 • 05/2006 - XF95-XF105-XC • 01/2006]\*

| COD.   | OE      | DETAIL | CLASS | DIM        |
|--------|---------|--------|-------|------------|
| 40C416 | 1405114 |        |       | 202x194 mm |



[RESISTENZA CF75-CF85-XF95-F1700-F3300 • 1986 ▶ 1998]\*

| COD.   | OE | DETAIL    | CLASS | DIM        |
|--------|----|-----------|-------|------------|
| R1118V |    | 24 V 20 W |       | 175x139 mm |



[RESISTENZA CF75-CF85-XF95-F1700-F3300 • 1986 ▶ 1998 ]\*

| COD.   | OE | DETAIL    | CLASS | DIM        |
|--------|----|-----------|-------|------------|
| R1309V |    | 24 V 30 W |       | 371x184 mm |



[COPPA]\*

| COD.      | OE | DETAIL                    | CLASS | DIM        |
|-----------|----|---------------------------|-------|------------|
| 40.111.CR |    | Cr 2000 U 8 20 B          | II    | 380x185 mm |
| 40.111.CT |    | 24V  Cr 2000 U 8 20 100 B | II    | 380x185 mm |



[COPPA]\*

| COD.      | OE | DETAIL                      | CLASS | DIM        |
|-----------|----|-----------------------------|-------|------------|
| 40.410.CR |    | Cr 1300 U 18 22 B           | II    | 384x205 mm |
| 41.410.CT |    | 24V  Cr 1300 U 18 22 B      | II    | 384x205 mm |
| 40.410.CT |    | 24V  24 V Cr 1300 U 18 22 B | II    | 384x205 mm |
| 45.410.CT |    | 12 V Cr 1300 U 18 22 B      | II    | 384x205 mm |
| 46.410.CT |    | 24 V Cr 1300 U 18 22 B      | II    | 384x205 mm |



[GUARDARUOTA]\*

| COD.      | OE | DETAIL                     | CLASS | DIM        |
|-----------|----|----------------------------|-------|------------|
| 40.411.CR |    | Cr 300 U 18 22 B           | IV    | 220X170 mm |
| 41.411.CT |    | 24V  Cr 300 U 18 22 B      | IV    | 220X170 mm |
| 40.411.CT |    | 24V  24 V Cr 300 U 18 22 B | IV    | 220X170 mm |



[VETRO]\*

| COD.     | OE | DETAIL       | CLASS | DIM        |
|----------|----|--------------|-------|------------|
| 021C5210 |    | Cr 2000      |       | 367x175 mm |
| 021T5210 |    | 24V  Cr 2000 |       | 367x175 mm |



[VETRO]\*

| COD.     | OE | DETAIL  | CLASS | DIM        |
|----------|----|---------|-------|------------|
| 021C5220 |    | Cr 2000 |       | 364x172 mm |





[SPECCHIO COMPLETO DAILY • OM 30 SC • GRINTA]\*

| COD.      | OE                 | DETAIL | CLASS | DIM                    |
|-----------|--------------------|--------|-------|------------------------|
| 40.066.0  |                    |        |       | 235x140mm<br>sporg.140 |
| 40.066.1  |                    |        |       | 235x140mm<br>sporg.140 |
| 40.066.BD |                    |        |       | sporg.140              |
| 40.066.BS |                    |        |       | sporg.140              |
| 40.065.0  |                    |        |       | 235x140mm<br>sporg.140 |
| 40.065.1  |                    |        |       | 235x140mm<br>sporg.140 |
| 40.069.BD |                    |        |       | sporg.250              |
| 40.069.BS |                    |        |       | sporg.250              |
| 50.100.CR | 9485716<br>4728922 |        |       | 235x140 mm             |



h 450mm



[SPECCHIO COMPLETO OM 40 • 1972 ▶ 1987]\*

| COD.      | OE       | DETAIL | CLASS | DIM                    |
|-----------|----------|--------|-------|------------------------|
| 40.067.0  |          |        |       | 290x168mm<br>sporg.140 |
| 40.067.1  |          |        |       | 290x168mm<br>sporg.140 |
| 40.066.BD |          |        |       | sporg.140              |
| 40.066.BS |          |        |       | sporg.140              |
| 40.069.0  |          |        |       | 290x168mm<br>sporg.250 |
| 40.069.1  |          |        |       | 290x168mm<br>sporg.250 |
| 40.069.BD |          |        |       | sporg.250              |
| 40.069.BS |          |        |       | sporg.250              |
| 40.125.CR | 93904083 |        |       | 290x168 mm             |



h 450mm

[GUARDARUOTA EUROARGO • EUROTCH • EUROTRAKKER  
• STRALIS • 01/1991 ▶ 2006]\*

| COD.     | OE                              | DETAIL | CLASS | DIM        |
|----------|---------------------------------|--------|-------|------------|
| 40.221.0 | 8143112<br>98409109<br>98472973 |        | V     | 284x185 mm |
| 41.221.3 | 98472974<br>98473000            |        | V     | 284x185 mm |
| 40.221.3 | 504132244<br>8143173            |        | V     | 284x185 mm |



[SPECCHIO COMPLETO EUROARGO-TRAKKER-STRALIS • 12/2006 ▶]\*

| COD.     | OE                                   | DETAIL | CLASS | DIM        |
|----------|--------------------------------------|--------|-------|------------|
| 40.303.0 | 504369961<br>504150527<br>5801765196 |        | II-IV | 720x340 mm |
| 40.303.1 | 504369910<br>504150526               |        | II-IV | 720x340 mm |
| 40.305.0 | 5801336298<br>504370055              |        | II-IV | 720x400 mm |
| 40.305.1 | 5801336285<br>504370048              |        | II-IV | 720x400 mm |
| 40.304.0 | 504369995<br>504150552               |        | II-IV | 720x460 mm |
| 40.304.1 | 504369979<br>504150551               |        | II-IV | 720x460 mm |



[SPECCHIO COMPLETO S-WAY • T-WAY • X-WAY • 2019 ▶]\*

| COD.     | OE                       | DETAIL | CLASS | DIM        |
|----------|--------------------------|--------|-------|------------|
| 40.307.0 | 5802287200<br>5802985715 |        | II-IV | 720x340 mm |
| 40.307.1 | 5802287199<br>5802985714 |        | II-IV | 720x340 mm |



[GUARDARUOTA TURBOSTAR • - ]\*

| COD.     | OE                  | DETAIL | CLASS | DIM        |
|----------|---------------------|--------|-------|------------|
| 40.227.0 | 2997314<br>42345784 |        | V     | 263x145 mm |
| 40.227.3 |                     |        | V     | 263x145 mm |
| 40.240.0 | 42345778            |        | V     | 263x145 mm |



[GUARDARUOTA STRALIS • S-WAY • T-WAY • X-WAY]\*

| COD.     | OE        | DETAIL | CLASS | DIM |
|----------|-----------|--------|-------|-----|
| 41.306.0 | 504168236 |        | V     |     |





## [COPPA 190 TURBO • TURBOTECH • EUROCARGO]\*

| COD.      | OE                 | DETAIL | CLASS | DIM        |
|-----------|--------------------|--------|-------|------------|
| 40.100.CR | 9485716<br>4728922 |        | II    | 439x209 mm |
| 40.200.CR | 4755870            |        | II    | 439x209 mm |
| 40.100.CT | 4755870            |        | II    | 439x209 mm |
| 42.100.CT |                    |        | II    | 439x209 mm |
| 40.101.CR | 4755582            |        | II    | 439x209 mm |
| 40.201.CR | 4755870            |        | II    | 439x209 mm |
| 40.101.CT |                    |        | II    | 439x209 mm |

[COPPA 110-115-135-145-150-170-175-190-260-300-320-330-340  
EUROCARGO • 09/1983 ▶ 12/2000]\*

| COD.      | OE                   | DETAIL | CLASS | DIM        |
|-----------|----------------------|--------|-------|------------|
| 40.102.CR | 4723931              |        | II    | 359x209 mm |
| 40.202.CR | 4723931              |        | II    | 359x209 mm |
| 40.102.CT | 4723931              |        | II    | 359x209 mm |
| 40.202.CT |                      |        | II    | 359x209 mm |
| 41.102.CT |                      |        | II    | 359x209 mm |
| 43.102.CT |                      |        | II    | 359x209 mm |
| 40.103.CR | 99457908<br>42344326 |        | II    | 359x209 mm |
| 40.203.CR | 98424107<br>8144918  |        | II    | 359x209 mm |
| 40.103.CT | 2997212<br>98424110  |        | II    | 359x209 mm |
| 40.203.CT |                      |        | II    | 359x209 mm |

[COPPA FIAT 170 NT35 • 130NT • GAMMA Z • ▶ 1987 • EUROCARGO •  
OM 50]\*

| COD.        | OE | DETAIL | CLASS | DIM        |
|-------------|----|--------|-------|------------|
| 40.104.CR   |    |        | II    | 344x163 mm |
| 40.204.CR   |    |        | II    | 344x163 mm |
| 40.104.CR18 |    |        | II    | 344x163 mm |
| 40.104.CT   |    |        | II    | 344x163 mm |
| 42.104.CT   |    |        | II    | 344x163 mm |
| 40.105.CR   |    |        | II    | 344x163 mm |
| 40.105.CT   |    |        | II    | 344x163 mm |
| 40.205.CR   |    |        | II    | 344x163 mm |
| 42.105.CT   |    |        | II    | 344x163 mm |
| 010C3204    |    |        |       |            |
| 010T3204    |    |        |       |            |



## [COPPA 75-80-110-130 • 01/1983 ▶ 12/1991]\*

| COD.      | OE                   | DETAIL | CLASS | DIM        |
|-----------|----------------------|--------|-------|------------|
| 40.108.CR | 42209371<br>86003144 |        | II    | 370x184 mm |
| 40.108.CT | 42209401             |        | II    | 370x184 mm |

[COPPA 120-150-159-160-170-190-260-300-330-340 •  
07/1982 ▶ 12/1993]\*

| COD.      | OE                 | DETAIL | CLASS | DIM        |
|-----------|--------------------|--------|-------|------------|
| 40.111.CR | 2601417<br>2637032 |        | II    | 380x185 mm |
| 40.111.CT | 2628191            |        | II    | 380x185 mm |





## [COPPA OM 40 • 1972 ▶ 1987]\*

| COD.      | OE       | DETAIL | CLASS | DIM        |
|-----------|----------|--------|-------|------------|
| 40.125.CR | 93904083 |        | II    | 290x168 mm |
| 40.225.CR | 93904083 |        | II    | 290x168 mm |



## [COPPA TURBOTECH • TURBOSTAR • 07/1984 - 12/1993]\*

| COD.      | OE | DETAIL | CLASS | DIM        |
|-----------|----|--------|-------|------------|
| 40.129.CR |    |        | IV    | 227x175 mm |
| 40.029.CR |    |        | IV    | 227x175 mm |



## [COPPA EUROCARGO • EUROTECH • EUROTRAKKER • STRALIS • 01/1991 ▶ 2006]\*

| COD.      | OE                                 | DETAIL | CLASS | DIM        |
|-----------|------------------------------------|--------|-------|------------|
| 40.212.CR | 98472986<br>504076983<br>98473012  |        | IV    | 200x189 mm |
| 41.212.CT | 98473013                           |        | IV    | 200x189 mm |
| 40.212.CT | 504076984<br>504132249<br>98473014 |        | IV    | 200x189 mm |
| 40.217.CR | 2997312<br>98472986                |        | IV    | 200x189 mm |
| 41.217.CT | 98472987                           |        | IV    | 200x189 mm |
| 40.217.CT | 2996671<br>98472989                |        | IV    | 200x189 mm |



## [COPPA EUROCARGO • EUROTECH • EUROTRAKKER • EUROSTAR • STRALIS • 01/1991 ▶ 2006]\*

| COD.      | OE                   | DETAIL | CLASS | DIM        |
|-----------|----------------------|--------|-------|------------|
| 40.215.CR | 98473005<br>98472976 |        | II    | 355x215 mm |
| 41.215.CT | 2997159<br>98472977  |        | II    | 355x215 mm |
| 40.215.CT | 2997160<br>98472979  |        | II    | 355x215 mm |
| 42.215.CT |                      |        | II    | 355x215 mm |



## [COPPA EUROCARGO • EUROTECH • EUROTRAKKER • EUROSTAR • STRALIS • 01/1991 ▶ 2006]\*

| COD.      | OE                   | DETAIL | CLASS | DIM        |
|-----------|----------------------|--------|-------|------------|
| 40.216.CR | 98472981             |        | II    | 457x215 mm |
| 40.216.CT | 98472982<br>98473010 |        | II    | 457x215 mm |
| 41.216.CT | 2997157<br>98473011  |        | II    | 457x215 mm |



## [COPPA GUARDARUOTA TURBOSTAR]\*

| COD.      | OE                    | DETAIL | CLASS | DIM        |
|-----------|-----------------------|--------|-------|------------|
| 40.239.CR | 2997216<br>98424102   |        | IV    | 263x145 mm |
| 40.240.CR | 42345783<br>503562112 |        | IV    | 263x145 mm |
| 40.239.CT |                       |        | IV    | 263x145 mm |
| 40.240.CT |                       |        | IV    | 263x145 mm |



## [COPPA OM 40 • FIAT 242 • 1972 ▶ 1987]\*

| COD.      | OE      | DETAIL | CLASS | DIM        |
|-----------|---------|--------|-------|------------|
| 50.101.CR | 9958752 |        | II    | 230x180 mm |
| 50.102.CR | 9072159 |        | II    | 230x180 mm |
| 50.201.CR |         |        | II    | 230x180 mm |
| 51.101.CR |         |        | II    | 230x180 mm |
| 50.103.CR | 9054137 |        | II    | 230x180 mm |
| 50.003.CR |         |        | II    | 230x180 mm |
| 50.203.CR |         |        | II    | 230x180 mm |



## [COPPA OM 40 • 1972 ▶ 1987]\*

| COD.      | OE | DETAIL | CLASS | DIM        |
|-----------|----|--------|-------|------------|
| 50.100.CR |    |        | II    | 235X140 mm |
| 50.200.CR |    |        | II    | 235X140 mm |





## [VETRO CON PIASTRA TURBOTECH • TURBOSTAR • 07/1984 ▶ 12/1993]\*

| COD.      | OE       | DETAIL | CLASS | DIM        |
|-----------|----------|--------|-------|------------|
| 30.210.11 | 93160711 |        | II    | 392x192 mm |
| 30.210.33 | 93160537 |        | II    | 392x192 mm |



## [VETRO CON PIASTRA TURBOTECH • TURBOSTAR • 07/1984 ▶ 12/1993]\*

| COD.      | OE                   | DETAIL | CLASS | DIM        |
|-----------|----------------------|--------|-------|------------|
| 30.310.01 |                      |        | II    | 392x192 mm |
| 30.310.11 | 93160862<br>93160710 |        | II    | 392x192 mm |



## [VETRO CON PIASTRA EUROCARGO • EUROTECH • EUROTRAKKER • STRALIS • 01/1991 ▶ 2006]\*

| COD.      | OE       | DETAIL | CLASS | DIM        |
|-----------|----------|--------|-------|------------|
| 30.212.11 |          |        | IV    | 200x175 mm |
| 30.212.33 | 93190982 |        | IV    | 200x175 mm |
| 30.217.11 |          |        | IV    | 200x175 mm |
| 30.217.33 | 93193199 |        | IV    | 200x175 mm |



## [VETRO CON PIASTRA EUROCARGO • EUROTECH • EUROTRAKKER • STRALIS • 01/1991 ▶ 2006]\*

| COD.      | OE                  | DETAIL | CLASS | DIM        |
|-----------|---------------------|--------|-------|------------|
| 30.312.11 |                     |        | IV    | 200x175 mm |
| 30.312.33 | 93190973            |        | IV    | 200x175 mm |
| 30.317.11 | 2997254             |        | IV    | 200x175 mm |
| 30.317.33 | 2997253<br>93193199 |        | IV    | 200x175 mm |



## [VETRO CON PIASTRA

| COD.      | OE                  | DETAIL | CLASS | DIM        |
|-----------|---------------------|--------|-------|------------|
| 30.215.11 | 93193200            |        | II    | 340x200 mm |
| 30.215.33 | 2997153<br>93193197 |        | II    | 340x200 mm |



## [VETRO CON PIASTRA

| COD.      | OE       | DETAIL | CLASS | DIM        |
|-----------|----------|--------|-------|------------|
| 30.315.11 | 93190983 |        | II    | 340x200 mm |
| 30.315.33 | 93190970 |        | II    | 340x200 mm |



## [VETRO CON PIASTRA EUROCARGO • EUROTECH • EUROTRAKKER • STRALIS • 01/1991 ▶ 2006]\*

| COD.      | OE                  | DETAIL | CLASS | DIM        |
|-----------|---------------------|--------|-------|------------|
| 30.216.11 | 93193162            |        | II    | 440x200 mm |
| 30.216.33 | 2997154<br>93193198 |        | II    | 440x200 mm |



## [VETRO CON PIASTRA

| COD.      | OE                   | DETAIL | CLASS | DIM        |
|-----------|----------------------|--------|-------|------------|
| 30.316.11 | 93190981             |        | II    | 440x200 mm |
| 30.316.33 | 93190976<br>93171054 |        | II    | 440x200 mm |



## [VETRO CON PIASTRA EUROCARGO • EUROTECH • EUROTRAKKER • 01/1991 ▶ 11/2004]\*

| COD.      | OE       | DETAIL | CLASS | DIM        |
|-----------|----------|--------|-------|------------|
| 30.221.11 | 93190984 |        | II    | 260x160 mm |
| 30.221.33 | 93190985 |        | II    | 260x160 mm |





## [VETRO CON PIASTRA EUROCARGO • EUROTTECH • EUROTRAKKER • 01/1991 ▶ 11/2004]\*

| COD.      | OE       | DETAIL | CLASS | DIM        |
|-----------|----------|--------|-------|------------|
| 30.321.11 | 93190984 |        | IV    | 260x160 mm |
| 30.321.33 | 93190985 |        | IV    | 260x160 mm |



## [VETRO CON PIASTRA EUROCARGO-TRAKKER-STRALIS • 12/2006 ▶ ]\*

| COD.      | OE | DETAIL | CLASS | DIM        |
|-----------|----|--------|-------|------------|
| 30.202.11 |    |        | II    | 370x180 mm |
| 30.202.33 |    |        | II    | 370x180 mm |



## [VETRO CON PIASTRA EUROCARGO-TRAKKER-STRALIS • 12/2006 ▶ ]\*

| COD.      | OE | DETAIL | CLASS | DIM        |
|-----------|----|--------|-------|------------|
| 30.302.11 |    |        | IV    | 370x180 mm |
| 30.302.33 |    |        | IV    | 370x180 mm |



## [VETRO CON PIASTRA EUROCARGO-TRAKKER-STRALIS • 12/2006 ▶ ]\*

| COD.      | OE        | DETAIL | CLASS | DIM        |
|-----------|-----------|--------|-------|------------|
| 30.303.11 |           |        | IV    | 200x190 mm |
| 30.303.33 | 504197879 |        | IV    | 200x190 mm |



## [VETRO CON PIASTRA S-WAY • T-WAY • X-WAY • 2019 ▶ ]\*

| COD.       | OE | DETAIL | CLASS | DIM |
|------------|----|--------|-------|-----|
| 30.307.33D |    |        | II    |     |
| 30.307.33S |    |        | II    |     |
| 30.307.11D |    |        | II    |     |
| 30.307.11S |    |        | II    |     |



## [VETRO CON PIASTRA S-WAY • T-WAY • X-WAY • 2019 ▶ ]\*

| COD.       | OE | DETAIL | CLASS | DIM |
|------------|----|--------|-------|-----|
| 30.308.33D |    |        | IV    |     |
| 30.308.33S |    |        | IV    |     |
| 30.308.11D |    |        | IV    |     |
| 30.308.11S |    |        | IV    |     |



## [VETRO 170NC/682N4 • 1952 ▶ 1998]\*

| COD.     | OE      | DETAIL | CLASS | DIM        |
|----------|---------|--------|-------|------------|
| 011C1550 | 4723936 |        |       | 343x187 mm |
| 011T1550 | 4723936 |        |       | 343x187 mm |



## [VETRO 75-80-110-115-130 • 01/1973 ▶ 12/1983]\*

| COD.     | OE                 | DETAIL | CLASS | DIM        |
|----------|--------------------|--------|-------|------------|
| 012C1560 | 9058361<br>4671619 |        |       | 343x158 mm |
| 012T1560 | 4672587            |        |       | 343x158 mm |



## [VETRO FIAT 682 • 1952 ▶ 1988]\*

| COD.     | OE | DETAIL | CLASS | DIM        |
|----------|----|--------|-------|------------|
| 013C1570 |    |        |       | 314x176 mm |








## [VETRO OM VIA LIBERA]\*

| COD.     | OE | DETAIL | CLASS | DIM        |
|----------|----|--------|-------|------------|
| 015C1600 |    |        |       | 249x167 mm |
| 015C1601 |    |        |       | 249x167 mm |
| 015C1602 |    |        |       | 249x167 mm |





## [VETRO OM LEONCINO • 1950 ▶ 1968]\*

| COD.     | OE | DETAIL  | CLASS | DIM        |
|----------|----|---|-------|------------|
| 017C2710 |    |    |       | 180x130 mm |
| 018C2710 |    |    |       | 180x130 mm |






## [VETRO OM 100/110/150 • 1967 ▶ 1989]\*

| COD.     | OE | DETAIL  | CLASS | DIM        |
|----------|----|---|-------|------------|
| 019C3850 |    |    |       | 387x148 mm |










## [VETRO DAILY • OM 30 SC • GRINTA]\*

| COD.     | OE | DETAIL  | CLASS | DIM        |
|----------|----|---|-------|------------|
| 020C1235 |    |    |       | 280x153 mm |










## [VETRO 110-115-135-145-150-170-175-190-260-300-320-330-340 EUROCARGO • 09/1983 ▶ 12/2000]\*

| COD.     | OE                  | DETAIL  | CLASS | DIM        |
|----------|---------------------|---|-------|------------|
| 020C4150 | 4723936<br>93190916 |      |       | 345x196 mm |
| 020T4150 | 4723936<br>93190916 |     |       | 345x196 mm |










## [VETRO 120-150-159-160-170-190-260-300-330-340 • 07/1982 ▶ 12/1993]\*

| COD.     | OE      | DETAIL  | CLASS | DIM        |
|----------|---------|---|-------|------------|
| 021C5210 | 2628194 |      |       | 367x175 mm |
| 021T5210 |         |     |       | 367x175 mm |










## [VETRO 75-80-110-130 • 01/1983 ▶ 12/1991]\*

| COD.     | OE       | DETAIL  | CLASS | DIM        |
|----------|----------|---|-------|------------|
| 023C1300 | 42209394 |      |       | 354x168 mm |
| 023T1300 | 42209394 |     |       | 354x168 mm |



## [VETRO 190 TURBO • TURBOTECH • EUROCARGO]\*

| COD.     | OE | DETAIL  | CLASS | DIM        |
|----------|----|---|-------|------------|
| 027C1082 |    |      |       | 426x195 mm |
| 027T1082 |    |     |       | 426x195 mm |



































## [VETRO OM 40 • 1972 ▶ 1987]

| COD.     | OE       | DETAIL  | CLASS | DIM        |
|----------|----------|---|-------|------------|
| 029C3220 | 93904072 |    |       | 223x128 mm |



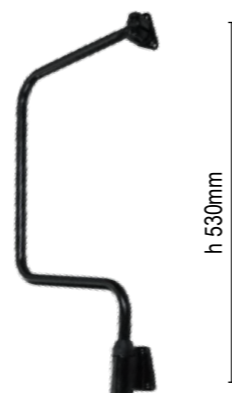
## [BRACCIO 130NC-159/20-150/20-170NT35-190/35-190 • 07/1982 ▶ 12/1992]\*

| COD.      | OE | DETAIL  | CLASS | DIM          |
|-----------|----|---|-------|--------------|
| 40.102.BD |    |     |       | sporg 340 mm |
| 40.102.BS |    |     |       | sporg 340 mm |
| 41.102.BD |    |     |       | sporg 470 mm |
| 41.102.BS |    |     |       | sporg 470 mm |
| 40.103.BD |    |     |       | sporg 340 mm |
| 40.103.BS |    |     |       | sporg 340 mm |
| 41.103.BD |    |     |       | sporg 470 mm |
| 41.103.BS |    |     |       | sporg 470 mm |



[BRACCIO FIAT 170 NT35 • 130NT • GAMMA Z ▶ 1987 /  
• EURO CARGO • OM 50]\*

| COD.      | OE | DETAIL | CLASS | DIM           |
|-----------|----|--------|-------|---------------|
| 40.104.BD |    | 20     |       | sporg. 325 mm |
| 40.104.BS |    | 20     |       | sporg. 325 mm |
| 41.104.BD |    | 20     |       | sporg. 460 mm |
| 41.104.BS |    | 20     |       | sporg. 460 mm |
| 40.205.BD |    | 20     |       | sporg. 325 mm |
| 40.205.BS |    | 20     |       | sporg. 325 mm |
| 41.205.BD |    | 20     |       | sporg. 460 mm |
| 41.205.BS |    | 20     |       | sporg. 460 mm |



[BRACCIO OM 30-40]\*

| COD.      | OE | DETAIL | CLASS | DIM           |
|-----------|----|--------|-------|---------------|
| 40.068.BD |    | 20     |       | sporg. 140 mm |
| 40.068.BS |    | 20     |       | sporg. 140 mm |



[BRACCIO EUROTECH • 01/1991 ▶ 2006]\*

| COD.      | OE | DETAIL | CLASS | DIM        |
|-----------|----|--------|-------|------------|
| 40.216.BD |    |        |       | 800x280 mm |
| 40.216.BS |    |        |       | 800x230 mm |
| 41.216.BD |    |        |       | 800x280 mm |
| 41.216.BS |    |        |       | 800x230 mm |



[BRACCIO PER GUARDARUOTA TURBOSTAR]\*

| COD.      | OE | DETAIL | CLASS | DIM           |
|-----------|----|--------|-------|---------------|
| 40.129.BR |    |        |       | sporg. 130 mm |
| 40.029.BR |    |        |       | sporg. 130 mm |



[BRACCIO TURBOTECH • TURBOSTAR • 07/1984 ▶ 12/1993]\*

| COD.      | OE | DETAIL | CLASS | DIM        |
|-----------|----|--------|-------|------------|
| 40.300.BD |    | 20     |       | 355x215 mm |
| 40.300.BS |    | 20     |       | 355x215 mm |





## [BRACCIO FIAT 682 N4 / 682 T4]\*

| COD.      | OE | DETAIL | CLASS | DIM           |
|-----------|----|--------|-------|---------------|
| 40.346.BD |    | 20     |       | sporg. 345 mm |
| 40.346.BS |    | 20     |       | sporg. 345 mm |



## [CALOTTA EUROCARGO • EUROTECH • EUROTRAKKER • EUROSTAR MOD. VITALONI • 01/1991 ▶ 02/2002]\*

| COD.   | OE       | DETAIL | CLASS | DIM        |
|--------|----------|--------|-------|------------|
| 40C215 | 93190971 |        |       | 355x162 mm |



## [CALOTTA EUROCARGO • EUROTECH • EUROTRAKKER • EUROSTAR MOD. DONELLY • 01/1991 ▶ 02/2002]\*

| COD.   | OE                  | DETAIL | CLASS | DIM        |
|--------|---------------------|--------|-------|------------|
| 40C505 | 2997156<br>93193202 |        |       | 355x162 mm |



## [CALOTTA EUROCARGO • EUROTECH • EUROTRAKKER • STRALIS • 01/1991 ▶ 2006]\*

| COD.   | OE       | DETAIL | CLASS | DIM        |
|--------|----------|--------|-------|------------|
| 40C216 | 93190977 |        |       | 162x435 mm |



## [CALOTTA EUROCARGO • EUROTECH • EUROTRAKKER • STRALIS • 01/1991 ▶ 03/2006]\*

| COD.   | OE       | DETAIL | CLASS | DIM        |
|--------|----------|--------|-------|------------|
| 40C507 | 93193203 |        |       | 175x177 mm |




## [CALOTTA EUROCARGO • EUROTECH • EUROTRAKKER • STRALIS • 01/1991 ▶ 03/2006]\*

| COD.   | OE       | DETAIL | CLASS | DIM        |
|--------|----------|--------|-------|------------|
| 40C217 | 93190974 |        |       | 175x177 mm |



## [CALOTTA]\*

| COD.    | OE        | DETAIL | CLASS | DIM        |
|---------|-----------|--------|-------|------------|
| 40C302D | 504158975 |        |       | 245x370 mm |
| 40C302S | 504158974 |        |       | 245x370 mm |





## [CALOTTA]\*

| COD.    | OE        | DETAIL | CLASS | DIM        |
|---------|-----------|--------|-------|------------|
| 40C303D | 504158977 |        |       | 245x215 mm |
| 40C303S | 504158976 |        |       | 245x215 mm |



## [TELAIO EUROCARGO-TRAKKER-STRALIS • 12/2006 ▶ ]\*

| COD.    | OE        | DETAIL | CLASS | DIM        |
|---------|-----------|--------|-------|------------|
| 40C304D | 504159023 |        |       | 245x390 mm |
| 40C304S | 504159022 |        |       | 245x390 mm |



## [TELAIO EUROCARGO-TRAKKER-STRALIS • 12/2006 ▶ ]\*

| COD.    | OE        | DETAIL | CLASS | DIM        |
|---------|-----------|--------|-------|------------|
| 40C305D | 504159021 |        |       | 245x230 mm |
| 40C305S | 504159020 |        |       | 245x230 mm |



| COD.   | OE        | DETAIL | CLASS | DIM |
|--------|-----------|--------|-------|-----|
| 40C306 | 504168244 |        |       |     |



## [CALOTTA STRALIS • 2007 ▶ ]\*

| COD.      | OE        | DETAIL | CLASS | DIM |
|-----------|-----------|--------|-------|-----|
| 40CB303AD | 504158943 |        |       |     |



## [CALOTTA STRALIS • 2007 ▶ ]\*

| COD.      | OE        | DETAIL | CLASS | DIM |
|-----------|-----------|--------|-------|-----|
| 40CB303AS | 504158937 |        |       |     |



## [CALOTTA STRALIS • 2007 ▶ ]\*

| COD.      | OE        | DETAIL | CLASS | DIM |
|-----------|-----------|--------|-------|-----|
| 40CB303BD | 504158951 |        |       |     |
| 40CB303BS | 504158947 |        |       |     |



## [KIT SUPERIORE + INFERIORE EUROCARGO -TRAKKER - STRALIS • 12-2006 ▶ ]\*

| COD.     | OE | DETAIL | CLASS | DIM |
|----------|----|--------|-------|-----|
| 40CB303D |    |        |       |     |
| 40CB303S |    |        |       |     |



## [ADATTATORI EUROCARGO • EUROTECH • EUROTRAKKER • STRALIS • 01/1991 ▶ 2006

| COD.  | OE | DETAIL | CLASS | DIM |
|-------|----|--------|-------|-----|
| B216A |    |        |       |     |
| B216B |    |        |       |     |



[MOTORINO EUROCARGO • EUROTECH • EUROTRAKKER • STRALIS • 01/1991 ▶ 2006]\*

| COD.  | OE | DETAIL | CLASS | DIM |
|-------|----|--------|-------|-----|
| M216V |    |        |       |     |



[ADATTATORI]\*

| COD. | OE | DETAIL | CLASS | DIM |
|------|----|--------|-------|-----|
| C03V |    |        |       |     |
| C10V |    |        |       |     |



[ADATTATORI]\*

| COD. | OE | DETAIL | CLASS | DIM |
|------|----|--------|-------|-----|
| C11V |    |        |       |     |
| C12V |    |        |       |     |



[GUARDARUOTA]\*

| COD.     | OE                 | DETAIL | CLASS | DIM        |
|----------|--------------------|--------|-------|------------|
| 40.402.0 | 1614022<br>1425124 |        | V     | 319x187 mm |



[COPPA GRANDANGOLARE]\*

| COD.      | OE                 | DETAIL | CLASS | DIM        |
|-----------|--------------------|--------|-------|------------|
| 40.117.CR |                    |        | IV    | 267x205 mm |
| 40.117.CT | FBU1913<br>FBU3864 |        | IV    | 267x205 mm |



[COPPA GRANDANGOLARE]\*

| COD.      | OE      | DETAIL | CLASS | DIM        |
|-----------|---------|--------|-------|------------|
| 40.118.CR |         |        | IV    | 227x117 mm |
| 40.118.CT | FBU9136 |        | IV    | 227x117 mm |



[COPPA]\*

| COD.      | OE                 | DETAIL | CLASS | DIM        |
|-----------|--------------------|--------|-------|------------|
| 40.119.CR |                    |        | II    | 390x205 mm |
| 40.119.CT | BBU4700<br>FBU1028 |        | II    | 390x205 mm |





| COD.     | OE      | DETAIL | CLASS | DIM        |
|----------|---------|--------|-------|------------|
| 020C0117 | FBU3865 |        |       | 252x190 mm |
| 020T0117 | FBU3865 |        |       | 252x190 mm |



| COD.     | OE | DETAIL | CLASS | DIM        |
|----------|----|--------|-------|------------|
| 020C0118 |    |        |       | 191x153 mm |
| 020T0118 |    |        |       | 191x153 mm |



| COD.     | OE      | DETAIL | CLASS | DIM        |
|----------|---------|--------|-------|------------|
| 020C0119 | FBU1027 |        |       | 375x190 mm |
| 020T0119 | BBU4702 |        |       | 375x190 mm |



| COD.      | OE | DETAIL | CLASS | DIM |
|-----------|----|--------|-------|-----|
| 30.402.11 |    |        |       |     |



[ATTACCO PER GUARDARUOTA]\*

| COD.      | OE | DETAIL | CLASS | DIM        |
|-----------|----|--------|-------|------------|
| 40.402.BR |    |        |       | 318x186 mm |



[COPPA TGA • TGL • TGM • 03/2000 ▶ 04/2006]\*

| COD.      | OE          | DETAIL | CLASS | DIM        |
|-----------|-------------|--------|-------|------------|
| 40.406.CT | 81637306513 |        | IV    | 207X188 mm |
| 41.406.CT | 81637306511 |        | IV    | 207X188 mm |
| 40.407.CT | 81637306512 |        | IV    | 207X188 mm |
| 41.407.CT | 81637306510 |        | IV    | 207X188 mm |



[COPPA TGA • TGL • TGM • 03/2000 ▶ 2005 ▶ 04/2006]\*

| COD.      | OE                         | DETAIL | CLASS | DIM        |
|-----------|----------------------------|--------|-------|------------|
| 40.408.CT | 81637306347<br>81637306399 |        | II    | 399X207 mm |
| 40.409.CT | 81637306345<br>81637306395 |        | II    | 399X207 mm |



[COPPA F90-M90 • 09/1987 ▶ 06/1996]\*

| COD.      | OE                         | DETAIL | CLASS | DIM        |
|-----------|----------------------------|--------|-------|------------|
| 40.111.CR | 81637306233<br>81637306220 |        | II    | 380x185 mm |
| 40.111.CT | 81637306234<br>81637306221 |        | II    | 380x185 mm |



[COPPA F90-G90 • 09/1987 ▶ 06/1996]\*

| COD.      | OE                         | DETAIL | CLASS | DIM        |
|-----------|----------------------------|--------|-------|------------|
| 40.112.CR | 81637306149<br>81637306126 |        | II    | 380x185 mm |
| 40.112.CT | 81637306151                |        | II    | 380x185 mm |





[COPPA G-G90 • 10/1979 ▶ 05/1995]\*

| COD.      | OE                         | DETAIL | CLASS | DIM        |
|-----------|----------------------------|--------|-------|------------|
| 40.115.CR | 81637306167<br>81637306127 |        | II    | 318x186 mm |
| 40.115.CT | 81637306148<br>81637306128 |        | II    | 318x186 mm |



[COPPA F90-G90 • 07/1987 ▶ 06/1996]\*

| COD.      | OE          | DETAIL | CLASS | DIM        |
|-----------|-------------|--------|-------|------------|
| 40.116.CR | 81637306309 |        | II    | 379x187 mm |
| 40.116.CT | 81637306309 |        | II    | 379x187 mm |



[COPPA 24.332-24.362-24.372-24.422-25.372-25.422 • 10/1986 ▶ 12/1992]\*

| COD.      | OE          | DETAIL | CLASS | DIM        |
|-----------|-------------|--------|-------|------------|
| 40.122.CR | 81637306217 |        | IV    | 227x175 mm |
| 40.122.CT |             |        | IV    | 227x175 mm |



[COPPA F2000-L2000-M2000 • 10/1993]\*

| COD.      | OE                         | DETAIL | CLASS | DIM        |
|-----------|----------------------------|--------|-------|------------|
| 40.410.CR | 81637306314<br>81637306303 |        | II    | 384x205 mm |
| 41.410.CT | 81637306315<br>81637306304 |        | II    | 384x205 mm |
| 40.410.CT | 81637306368<br>81637306367 |        | II    | 384x205 mm |
| 45.410.CT |                            |        | II    | 384x205 mm |
| 46.410.CT | 81637306368<br>81637306367 |        | II    | 384x205 mm |



[GUARDARUOTA F2000-L2000-M2000 • 10/1993]\*

| COD.      | OE                         | DETAIL | CLASS | DIM        |
|-----------|----------------------------|--------|-------|------------|
| 40.411.CR | 81637306306                |        | IV    | 220X170 mm |
| 41.411.CT | 81637306307                |        | IV    | 220X170 mm |
| 40.411.CT | 81637306317<br>81637306308 |        | IV    | 220X170 mm |



[VETRO CON PIASTRA TGA • TGL • TGM • 03/2000 ▶ 04/2006]\*

| COD.      | OE          | DETAIL | CLASS | DIM        |
|-----------|-------------|--------|-------|------------|
| 30.407.33 | 81637336057 |        |       | 177X167 mm |

Questo vetro non può essere venduto nei paesi della Gran Bretagna, Germania, Svezia, Italia, Spagna e Francia, causa brevetto.  
This glass cannot be sold in the countries of Great Britain, Germany, Sweden, Italy, Spain and France due to patent restriction



[VETRO CON PIASTRA TGA • TGL • TGM • 03/2000 ▶ 04/2006]\*

| COD.      | OE | DETAIL | CLASS | DIM        |
|-----------|----|--------|-------|------------|
| 30.409.33 |    |        |       | 379X176 mm |

Questo vetro non può essere venduto nei paesi della Gran Bretagna, Germania, Svezia, Italia, Spagna e Francia, causa brevetto.  
This glass cannot be sold in the countries of Great Britain, Germany, Sweden, Italy, Spain and France due to patent restriction



[VETRO CON PIASTRA F2000-L2000-M2000 • 10/1993]\*

| COD.      | OE          | DETAIL | CLASS | DIM        |
|-----------|-------------|--------|-------|------------|
| 30.410.11 | 81637330066 |        | II    | 370x190 mm |
| 30.410.33 | 81637330067 |        | II    | 370x190 mm |

Questo vetro non può essere venduto nei paesi della Gran Bretagna, Germania, Svezia, Italia, Spagna e Francia, causa brevetto.  
This glass cannot be sold in the countries of Great Britain, Germany, Sweden, Italy, Spain and France due to patent restriction



[VETRO CON PIASTRA F2000-L2000-M2000 • 10/1993]\*

| COD.      | OE          | DETAIL | CLASS | DIM        |
|-----------|-------------|--------|-------|------------|
| 30.411.11 | 81637330068 |        |       | 203x153 mm |
| 30.411.33 | 81637330069 |        |       | 203x153 mm |





[VETRO F90-M90 • 07/1986 ▶ 12/1997]\*

| COD.     | OE                         | DETAIL | CLASS | DIM        |
|----------|----------------------------|--------|-------|------------|
| 020C0116 | 81637330030<br>81637330025 |        |       | 367x176 mm |
| 020T0116 | 81637336006<br>81637336003 |        |       | 367x176 mm |



[VETRO G-G90 • 10/1979 ▶ 05/1995]\*

| COD.     | OE          | DETAIL | CLASS | DIM        |
|----------|-------------|--------|-------|------------|
| 020C0115 | 81637330027 |        |       | 310x176 mm |
| 020T0115 | 81637336001 |        |       | 310x176 mm |



[VETRO 24.332-24.362-24.372-24.422-25.372-25.422 • 10/1986 ▶ 12/1992]\*

| COD.     | OE          | DETAIL | CLASS | DIM        |
|----------|-------------|--------|-------|------------|
| 010C1320 | 81637330068 |        |       | 211x161 mm |
| 010T1320 | 81637330069 |        |       | 211x161 mm |



[F90-M90 • 07/1986 ▶ 12/1997]\*

| COD.     | OE          | DETAIL | CLASS | DIM        |
|----------|-------------|--------|-------|------------|
| 020C0524 | 81637330061 |        |       | 150x200 mm |
| 020T0524 | 81637336007 |        |       | 150x200 mm |



[F2000-L2000-M2000 • 10/1993 ▶ ]\*

| COD.     | OE                         | DETAIL | CLASS | DIM        |
|----------|----------------------------|--------|-------|------------|
| 020C0525 | 8163733009<br>81637330048  |        |       | 311x171 mm |
| 020T0525 | 81637330100<br>81637330049 |        |       | 311x171 mm |



[VETRO F90-M90 • 07/1986 ▶ 12/1997]\*

| COD.     | OE  | DETAIL | CLASS | DIM        |
|----------|---|--------|-------|------------|
| 020C0526 | 81637330030<br>81637330025                |        |       | 364x175 mm |
| 020T0526 | 81637336006<br>81637336003<br>81637330064 |        |       | 364x175 mm |



[VETRO F90-M90 • 07/1987 ▶ 12/1997]\*

| COD.     | OE                         | DETAIL | CLASS | DIM        |
|----------|----------------------------|--------|-------|------------|
| 021C5210 | 81637330030<br>81637330025 |        |       | 367x175 mm |
| 021T5210 | 81637330064                |        |       | 367x175 mm |



[CALOTTA TGA • TGL • TGM • 03/2000 ▶ 04/2006]\*

| COD.   | OE                         | DETAIL | CLASS | DIM        |
|--------|----------------------------|--------|-------|------------|
| 40C406 | 81637320056<br>81637320062 |        |       | 187X197 mm |
| 40C407 | 81637320057<br>81637320061 |        |       | 187X197 mm |



[CALOTTA TGA • TGL • TGM • 03/2000 ▶ 04/2006]\*

| COD.   | OE                         | DETAIL | CLASS | DIM        |
|--------|----------------------------|--------|-------|------------|
| 40C408 | 81637320055<br>81637320060 |        |       | 399X210 mm |
| 40C409 | 81637320054<br>81637320059 |        |       | 399X196 mm |



[CALOTTA F2000 • L2000 • M2000 • 10/1993]\*

| COD.   | OE | DETAIL | CLASS | DIM        |
|--------|----|--------|-------|------------|
| 40C410 |    |        |       | 374X196 mm |



[CALOTTA F2000-L2000-M2000 • 10/1993]\*

| COD.   | OE | DETAIL | CLASS | DIM        |
|--------|----|--------|-------|------------|
| 40C411 |    |        |       | 209X160 mm |





## [COPPA DAL 207D AL 410 • 08/1981 ▶ 02/1995]\*

| COD.      | OE                       | DETAIL | CLASS | DIM        |
|-----------|--------------------------|--------|-------|------------|
| 40.106.CR | 6118100116               |        | II    | 240x156 mm |
| 40.106.CT | 6018100916<br>6018102216 |        | II    | 240x156 mm |
| 41.106.CT | 6018100916<br>6018102216 |        | II    | 240x156 mm |



## [COPPA LK/LN2-LP-NG-0303-0404-0405 • 09/1963 ▶ 09/1996]\*

| COD.      | OE                       | DETAIL | CLASS | DIM        |
|-----------|--------------------------|--------|-------|------------|
| 40.108.CR | 3818107116<br>3818102516 |        | II    | 370x184 mm |
| 40.208.CR |                          |        | II    | 370x184 mm |
| 40.108.CT | 3818107116<br>3818102516 |        | II    | 370x184 mm |



## [COPPA NG • 09/1963 ▶ 09/1996]\*

| COD.      | OE         | DETAIL | CLASS | DIM        |
|-----------|------------|--------|-------|------------|
| 40.109.CR | 3818103716 |        | II    | 420x200 mm |
| 40.109.CT | 3818103816 |        | II    | 420x200 mm |
| 43.109.CT |            |        | II    | 420x200 mm |



## [COPPA LK/LN2-LP-0303-0404-0405-507D • 508D-609D • 611D-614D-709D-809D-811D-814D • 09/1963 ▶ 09/1996]\*

| COD.      | OE         | DETAIL | CLASS | DIM        |
|-----------|------------|--------|-------|------------|
| 40.113.CR | 3148101316 |        | II    | 184x304 mm |
| 40.213.CR |            |        | II    | 184x304 mm |
| 40.113.CT | 3148102016 |        | II    | 184x304 mm |
| 41.113.CT | 3148101916 |        | II    | 184x304 mm |



## [COPPA]\*

| COD.      | OE | DETAIL | CLASS | DIM        |
|-----------|----|--------|-------|------------|
| 40.130.CR |    |        | II    | 240x156 mm |
| 40.130.CT |    |        | II    | 240x156 mm |
| 41.130.CT |    |        | II    | 240x156 mm |



## [COPPA ACTROS-ACTROS MP2-ECONIC • 09/1996 ▶ ]\*

| COD.      | OE                       | DETAIL | CLASS | DIM        |
|-----------|--------------------------|--------|-------|------------|
| 40.160.CR |                          |        | II    | 433x188 mm |
| 40.160.CT | 0008109116               |        | II    | 433x188 mm |
| 41.160.CT | 0018109016<br>0008109516 |        | II    | 433x189 mm |
| 42.160.CR | 0008109516               |        | II    | 433x189 mm |
| 42.160.CT | 0008109416               |        | II    | 433x189 mm |



## [COPPA ACTROS-SK-MK-NG • 01/1991 ▶ 08/1996]\*

| COD.      | OE         | DETAIL | CLASS | DIM        |
|-----------|------------|--------|-------|------------|
| 40.161.CR |            |        | IV    | 225x185 mm |
| 40.161.CT |            |        | IV    | 225x185 mm |
| 41.161.CT | 0018109216 |        | IV    | 225x185 mm |
| 42.161.CR | 0008109616 |        | IV    | 225x188 mm |
| 42.161.CT |            |        | IV    | 225x188 mm |





## [COPPA ATEGO II • AXOR II • 10/2004 ▶]\*

| COD.      | OE           | DETAIL | CLASS | DIM        |
|-----------|--------------|--------|-------|------------|
| 40.334.CT | 000-810-1579 |        | II    | 435x215 mm |
| 41.334.CT | 000-810-1479 |        | II    | 435x215 mm |
| 40.335.CT | 000-810-1879 |        | II    | 435x215 mm |
| 41.335.CT | 000-810-1779 |        | II    | 435x215 mm |



## [COPPA ATEGO II • AXOR II • 10/2004 ▶]\*

| COD.      | OE           | DETAIL | CLASS | DIM        |
|-----------|--------------|--------|-------|------------|
| 40.336.CR |              |        | IV    | 215x199 mm |
| 41.336.CT | 000-810-1679 |        | IV    | 215x199 mm |



## [VETRO CON PIASTRA ACTROS • ECONIC • 04/1996 ▶ 10/2002]\*

| COD.      | OE         | DETAIL | CLASS | DIM        |
|-----------|------------|--------|-------|------------|
| 30.325.11 |            |        |       | 433x188 mm |
| 30.325.33 | 0018112033 |        |       | 433x188 mm |

Questo vetro non può essere venduto nei paesi della Gran Bretagna, Germania, Svezia, Italia, Spagna e Francia, causa brevetto.  
This glass cannot be sold in the countries of Great Britain, Germany, Sweden, Italy, Spain and France due to patent restriction



## [VETRO CON PIASTRA ACTROS • ACTROS MP2 • ATEGO • ATEGO 2 • AXOR • AXOR2 • ECONIC • 04/1996 ▶]\*

| COD.      | OE         | DETAIL | CLASS | DIM        |
|-----------|------------|--------|-------|------------|
| 30.326.11 |            |        |       | 200x200 mm |
| 30.326.33 | 0018116033 |        |       | 200x200 mm |

Questo vetro non può essere venduto nei paesi della Gran Bretagna, Germania, Svezia, Italia, Spagna e Francia, causa brevetto.  
This glass cannot be sold in the countries of Great Britain, Germany, Sweden, Italy, Spain and France due to patent restriction



## [VETRO CON PIASTRA ACTROS • 04/1996 ▶ 10/2002]\*

| COD.      | OE       | DETAIL | CLASS | DIM        |
|-----------|----------|--------|-------|------------|
| 30.327.11 | 18112233 |        |       | 310x170 mm |

Questo vetro non può essere venduto nei paesi della Gran Bretagna, Germania, Svezia, Italia, Spagna e Francia, causa brevetto.  
This glass cannot be sold in the countries of Great Britain, Germany, Sweden, Italy, Spain and France due to patent restriction



## [VETRO CON PIASTRA ATEGO • AXOR • 01/1998 ▶ 10/2004]\*

| COD.      | OE         | DETAIL | CLASS | DIM        |
|-----------|------------|--------|-------|------------|
| 30.328.33 | 0018113433 |        |       | 380x170 mm |

Questo vetro non può essere venduto nei paesi della Gran Bretagna, Germania, Svezia, Italia, Spagna e Francia, causa brevetto.  
This glass cannot be sold in the countries of Great Britain, Germany, Sweden, Italy, Spain and France due to patent restriction



## [VETRO CON PIASTRA ATEGO II • AXOR II • 07/2010 ▶]\*

| COD.      | OE           | DETAIL | CLASS | DIM        |
|-----------|--------------|--------|-------|------------|
| 30.335.33 | 002-811-4633 |        |       | 435x196 mm |

Questo vetro non può essere venduto nei paesi della Gran Bretagna, Germania, Svezia, Italia, Spagna e Francia, causa brevetto.  
This glass cannot be sold in the countries of Great Britain, Germany, Sweden, Italy, Spain and France due to patent restriction



## [VETRO CON PIASTRA ATEGO II • AXOR II • 07/2010 ▶]\*

| COD.      | OE           | DETAIL | CLASS | DIM        |
|-----------|--------------|--------|-------|------------|
| 30.336.11 |              |        | II    | 203x200 mm |
| 30.336.33 | 002-811-4733 |        | II    | 203x200 mm |

Questo vetro non può essere venduto nei paesi della Gran Bretagna, Germania, Svezia, Italia, Spagna e Francia, causa brevetto.  
This glass cannot be sold in the countries of Great Britain, Germany, Sweden, Italy, Spain and France due to patent restriction





| COD.     | OE         | DETAIL | CLASS | DIM        |
|----------|------------|--------|-------|------------|
| 020C0106 | 6118110133 |        |       | 234x144 mm |
| 020T0106 |            |        |       | 234x144 mm |
| 020T0166 |            |        |       | 234x144 mm |

## [VETRO LK/LN2-LP-0303-0402-0404-T2/LN1 • 09/1963 ▶ 10/1999]\*

| COD.     | OE                       | DETAIL | CLASS | DIM        |
|----------|--------------------------|--------|-------|------------|
| 020C0113 | 0008113533<br>0008111933 |        |       | 291x172 mm |
| 020T0113 | 0008113533<br>0008111933 |        |       | 291x172 mm |

## [VETRO LP-NG-0303-0404 • 09/1963 ▶ 10/1999]\*

| COD.     | OE                       | DETAIL | CLASS | DIM        |
|----------|--------------------------|--------|-------|------------|
| 023C1300 | 0008113333<br>0008112033 |        |       | 354x168 mm |
| 023T1300 | 0008113333               |        |       | 354x168 mm |

## [VETRO NG • 08/1973 ▶ 09/1996]\*

| COD.     | OE         | DETAIL | CLASS | DIM          |
|----------|------------|--------|-------|--------------|
| 024C1301 | 0008103433 |        |       | 408x185,5 mm |
| 024T1301 | 0008113833 |        |       | 408x185,5 mm |

## [CALOTTA ATEGO II • AXOR II • 10/2004 ▶]\*

| COD.   | OE           | DETAIL | CLASS | DIM        |
|--------|--------------|--------|-------|------------|
| 40C335 | 000-811-2007 |        |       | 88x68x72mm |

## [CALOTTA ATEGO II • AXOR II • 10/2004 ▶]\*

| COD.   | OE           | DETAIL | CLASS | DIM        |
|--------|--------------|--------|-------|------------|
| 40C336 | 000-811-2007 |        |       | 88x68x72mm |



## [COPPA CABSTAR • 2013 ▶]\*

| COD.      | OE                       | DETAIL | CLASS | DIM        |
|-----------|--------------------------|--------|-------|------------|
| 35.336.CD |                          |        |       | 323x184 mm |
| 35.336.CS |                          |        |       | 323x184 mm |
| 35.336.TD | 96301-LC60<br>96301-LC61 |        |       | 323x184 mm |
| 35.336.TS | 96302-LC60<br>96302-LC61 |        |       | 323x184 mm |



## [COPPA CABSTAR • 2013 ▶]\*

| COD.      | OE | DETAIL | CLASS | DIM        |
|-----------|----|--------|-------|------------|
| 35.337.CR |    |        |       | 323x184 mm |
| 35.337.CT |    |        |       | 323x184 mm |



## [COPPA CABSTAR • 1998 ▶ 2006]\*

| COD.      | OE | DETAIL | CLASS | DIM        |
|-----------|----|--------|-------|------------|
| 40.113.CR |    |        |       | 184x304 mm |
| 40.113.CT |    |        |       | 184x304 mm |
| 40.145.CR |    |        |       | 184x304 mm |
| 40.145.CT |    |        |       | 184x304 mm |
| 42.113.CR |    |        |       | 184x304 mm |
| 42.113.CT |    |        |       | 184x304 mm |



## [VETRO CON PIASTRA ATLEON • 2000 ▶]\*

| COD.      | OE | DETAIL | CLASS | DIM        |
|-----------|----|--------|-------|------------|
| 30.210.11 |    |        |       | 392x192 mm |
| 30.210.33 |    |        |       | 392x192 mm |





## [VETRO CON PIASTRA ATLEON • 2000 ▶]\*

| COD.      | OE | DETAIL | CLASS | DIM        |
|-----------|----|--------|-------|------------|
| 30.310.01 |    |        |       | 392x192 mm |
| 30.310.11 |    |        |       | 392x192 mm |



## [VETRO CON PIASTRA CABSTAR • 2013 ▶]\*

| COD.      | OE                        | DETAIL | CLASS | DIM        |
|-----------|---------------------------|--------|-------|------------|
| 30.337.11 | 96365-MB40A               |        |       | 296x158 mm |
| 30.337.33 | 96365-MB40B<br>7485115106 |        |       | 296x158 mm |



## [VETRO CABSTAR • 1998 ▶ 2006]\*

| COD.     | OE | DETAIL | CLASS | DIM        |
|----------|----|--------|-------|------------|
| 020C0113 |    |        |       | 291x172 mm |
| 020T0113 |    |        |       | 291x172 mm |



## [VETRO ECO T-100 • ▶ 2002]\*

| COD.     | OE | DETAIL | CLASS | DIM        |
|----------|----|--------|-------|------------|
| 020C5720 |    |        |       | 285x168 mm |



## [IND. DIREZIONE CABSTAR • 2013 ▶]\*

| COD.     | OE                        | DETAIL | CLASS | DIM       |
|----------|---------------------------|--------|-------|-----------|
| 80.336.0 | 26161-LC60A<br>7485142720 |        |       | 150X80 mm |
| 80.336.1 | 26165-LC60A<br>7485142723 |        |       | 150X80 mm |



## [COPPA PREMIUM • MIDLINER • MIDLUM • 05-1989 ▶]\*

| COD.      | OE                       | DETAIL | CLASS | DIM        |
|-----------|--------------------------|--------|-------|------------|
| 40.329.CR | 5001853675               |        |       | 398x210 mm |
| 40.329.CT | 5001856290               |        |       | 398x210 mm |
| 41.329.CT | 5001824148<br>5001856292 |        |       | 398x210 mm |
| 43.329.CT |                          |        |       | 398x210 mm |
| 42.329.CT | 5001856290<br>5001824149 |        |       | 398x210 mm |
| 46.329.CT |                          |        |       | 398x210 mm |



## [VETRO CON PIASTRA PREMIUM • MIDLINER • MIDLUM • 05-1989 ▶]\*

| COD.      | OE                       | DETAIL | CLASS | DIM        |
|-----------|--------------------------|--------|-------|------------|
| 30.329.11 | 5000295475               |        |       | 370x180 mm |
| 30.329.33 | 5010093515<br>5001856614 |        |       | 370x180 mm |
| 30.331.33 |                          |        |       | 375x185 mm |



## [VETRO]\*

| COD.     | OE         | DETAIL | CLASS | DIM        |
|----------|------------|--------|-------|------------|
| 020C0328 | 5001832948 |        |       | 180x180 mm |



## [VETRO GAMMA R • 10/1980 ▶ 10/1991]\*

| COD.     | OE                       | DETAIL | CLASS | DIM        |
|----------|--------------------------|--------|-------|------------|
| 025C1043 | 5010057828               |        |       | 404x207 mm |
| 025T1043 | 5010093515<br>5010057827 |        |       | 404x207 mm |





## [VETRO PREMIUM • MIDLINER • MIDLUM • ▶ 09/2005]\*

| COD.     | OE         | DETAIL | CLASS | DIM        |
|----------|------------|--------|-------|------------|
| 020C0327 | 7485115895 |        |       | 256x157 mm |
| 020T0327 | 7485115895 |        |       | 256x157 mm |




## [CALOTTA PREMIUM • MIDLINER • MIDLUM • 05-1989 ▶]\*

| COD.   | OE                       | DETAIL | CLASS | DIM       |
|--------|--------------------------|--------|-------|-----------|
| 40C329 | 5001853675<br>5001824148 |        |       | 88x170 mm |



## [RESISTENZA PREMIUM • MIDLINER • MIDLUM • 09/2005 ▶]\*

| COD.     | OE         | DETAIL | CLASS | DIM        |
|----------|------------|--------|-------|------------|
| 020T0329 | 5001832947 |        |       | 373x181 mm |
| 020T0330 | 5001832947 |        |       | 373x182 mm |



## [GUARDARUOTA]\*

| COD.     | OE     | DETAIL | CLASS | DIM        |
|----------|--------|--------|-------|------------|
| 40.402.0 | 152773 |        | V     | 319x187 mm |



## [SPECCHIO COMPLETO SERIE L - P - G - R • 2003 ▶ 2015]\*

| COD.     | OE      | DETAIL | CLASS | DIM        |
|----------|---------|--------|-------|------------|
| 40.500.0 | 1765813 |        | II-IV | 710x290 mm |
| 40.500.1 | 1765811 |        | II-IV | 710x290 mm |
| 40.501.0 | 1723519 |        | II-IV | 710x415 mm |
| 40.501.1 | 1723518 |        | II-IV | 710x415 mm |





[SPECCHIO COMPLETO SERIE L - P - G - R - S • 2016 ▶]\*

| COD.     | OE      | DETAIL | CLASS | DIM        |
|----------|---------|--------|-------|------------|
| 40.502.0 | 2558091 |        | II-IV | 910x450 mm |
| 40.502.1 | 2558090 |        | II-IV | 880x300 mm |



[COPPA 93-113-143 • 05/1988 ▶ 12/1996]\*

| COD.      | OE                | DETAIL | CLASS | DIM        |
|-----------|-------------------|--------|-------|------------|
| 40.014.CR | 1106953<br>316623 |        | II    | 430x230 mm |
| 40.014.CT | 1106955<br>316624 |        | II    | 430x230 mm |



[COPPA 93-113-143 • 05/1988 ▶ 12/1996]\*

| COD.      | OE                | DETAIL | CLASS | DIM        |
|-----------|-------------------|--------|-------|------------|
| 40.114.CR | 1106953<br>316623 |        | II    | 430x230 mm |
| 40.114.CT | 1106955<br>316624 |        | II    | 430x230 mm |



[COPPA 93-113-143 LAMIERA • 05/1988 ▶ 12/1996]\*

| COD.      | OE                | DETAIL | CLASS | DIM        |
|-----------|-------------------|--------|-------|------------|
| 40.110.CR | 1106953<br>316623 |        | II    | 430x230 mm |
| 40.110.CT | 1106955<br>316624 |        | II    | 430x230 mm |



[COPPA GRANDANGOLO 93-113-143 LAMIERA • 10/1981 ▶ 12/1996]\*

| COD.      | OE     | DETAIL | CLASS | DIM        |
|-----------|--------|--------|-------|------------|
| 40.121.CR | 316920 |        | IV    | 263x153 mm |
| 40.121.CT | 316920 |        | IV    | 263x153 mm |



[COPPA GUARDARUOTA 93-113-143 LAMIERA • 10/1981 ▶ 12/1996]\*

| COD.     | OE     | DETAIL | CLASS | DIM        |
|----------|--------|--------|-------|------------|
| 40.123.0 | 316920 |        | V     | 263x153 mm |
| 40.123.3 | 316920 |        | V     | 263x153 mm |





## [COPPA SERIE P4 RPT • 2007 ▶]\*

| COD.      | OE                 | DETAIL | CLASS | DIM        |
|-----------|--------------------|--------|-------|------------|
| 41.510.CT | 1346382<br>1732783 |        |       | 270x195 mm |
| 41.511.CT | 1346381<br>1732782 |        |       | 270x195 mm |



## [VETRO CON PIASTRA SERIE 4 • SERIE P, G, R, T • 09/1996 ▶]\*

| COD.      | OE                 | DETAIL | CLASS | DIM        |
|-----------|--------------------|--------|-------|------------|
| 30.500.11 |                    |        |       | 435x208 mm |
| 30.500.33 | 1346378<br>1732776 |        |       | 435x208 mm |



## [VETRO CON PIASTRA SERIE L - P - G - R - S • 2016 ▶]\*

| COD.       | OE      | DETAIL | CLASS | DIM        |
|------------|---------|--------|-------|------------|
| 30.502.33D | 2116846 |        |       | 390x200 mm |
| 30.502.33S | 2116845 |        |       | 390x200 mm |



## [VETRO CON PIASTRA SERIE L - P - G - R - S • 2016 ▶]\*

| COD.       | OE      | DETAIL | CLASS | DIM        |
|------------|---------|--------|-------|------------|
| 30.503.33D | 2116849 |        |       | 210x210 mm |
| 30.503.33S | 2116848 |        |       | 210x210 mm |



## [VETRO CON PIASTRA SERIE 4 • SERIE P, G, R, T • 09/1996 ▶]\*

| COD.      | OE                 | DETAIL | CLASS | DIM        |
|-----------|--------------------|--------|-------|------------|
| 30.510.11 | 1346379            |        |       | 190x170 mm |
| 30.510.33 | 1346579<br>1732778 |        |       | 190x170 mm |



## [93-113-143 • 05/1988 ▶ 12/1996]\*

| COD.     | OE     | DETAIL | CLASS | DIM        |
|----------|--------|--------|-------|------------|
| 028C1303 | 296538 |        |       | 416x220 mm |
| 028T1303 | 376245 |        |       | 416x220 mm |



| COD.      | OE | DETAIL | CLASS | DIM        |
|-----------|----|--------|-------|------------|
| 30.402.11 |    |        |       | 316x185 mm |



## [93-113-143 • 05/1988 ▶ 12/1996]\*

| COD.     | OE     | DETAIL | CLASS | DIM        |
|----------|--------|--------|-------|------------|
| 020C0121 | 316918 |        |       | 253x146 mm |
| 020T0121 | 316918 |        |       | 253x146 mm |



## [ATTACCO PER COPPA GUARDARUOTA]\*

| COD.      | OE | DETAIL | CLASS | DIM        |
|-----------|----|--------|-------|------------|
| 40.402.BR |    |        |       | 318x186 mm |





## [SPECCHIO COMPLETO FH-FM • 05/2007 ▶]\*

| COD.     | OE | DETAIL | CLASS | DIM        |
|----------|----|--------|-------|------------|
| 40.440.0 |    |        | II-IV | 810x440 mm |
| 40.440.1 |    |        | II-IV | 810x440 mm |

## [COPPA FH-FM • 05/2007 ▶]\*

| COD.      | OE | DETAIL | CLASS | DIM        |
|-----------|----|--------|-------|------------|
| 41.441.CT |    |        | IV    | 235x210 mm |
| 41.442.CT |    |        | IV    | 235x210 mm |



## [SPECCHIO COMPLETO FH16 - FH -FM]\*

| COD.     | OE | DETAIL | CLASS | DIM         |
|----------|----|--------|-------|-------------|
| 40.445.0 |    |        | II-IV | 1015x400 mm |
| 40.445.1 |    |        | II-IV | 1015x400 mm |

Questo vetro non può essere venduto nei paesi della Gran Bretagna, Germania, Svezia, Italia, Spagna e Francia, causa brevetto.  
This glass cannot be sold in the countries of Great Britain, Germany, Sweden, Italy, Spain and France due to patent restriction.

## [COPPA FH16 - FH -FM]\*

| COD.      | OE | DETAIL | CLASS | DIM        |
|-----------|----|--------|-------|------------|
| 40.444.CT |    |        | II    | 390x200 mm |
| 40.445.CT |    |        | II    | 390x200 mm |

Questo vetro non può essere venduto nei paesi della Gran Bretagna, Germania, Svezia, Italia, Spagna e Francia, causa brevetto.  
This glass cannot be sold in the countries of Great Britain, Germany, Sweden, Italy, Spain and France due to patent restriction.

## [COPPA FH16 - FH -FM]\*

| COD.      | OE | DETAIL | CLASS | DIM        |
|-----------|----|--------|-------|------------|
| 40.446.CT |    |        | IV    | 210X210 mm |

Questo vetro non può essere venduto nei paesi della Gran Bretagna, Germania, Svezia, Italia, Spagna e Francia, causa brevetto.  
This glass cannot be sold in the countries of Great Britain, Germany, Sweden, Italy, Spain and France due to patent restriction.





## [CALOTTA FH16 - FH -FM]\*

| COD.    | OE | DETAIL | CLASS | DIM        |
|---------|----|--------|-------|------------|
| 40C445D |    |        |       | 390x200 mm |
| 40C445S |    |        |       | 390x200 mm |

Questo vetro non può essere venduto nei paesi della Gran Bretagna, Germania, Svezia, Italia, Spagna e Francia, causa brevetto.  
This glass cannot be sold in the countries of Great Britain, Germany, Sweden, Italy, Spain and France due to patent restriction.

## [CALOTTA GRANDANGOLO FH16 - FH -FM]\*

| COD.   | OE | DETAIL | CLASS | DIM        |
|--------|----|--------|-------|------------|
| 40C446 |    |        |       | 210X210 mm |

Questo vetro non può essere venduto nei paesi della Gran Bretagna, Germania, Svezia, Italia, Spagna e Francia, causa brevetto.  
This glass cannot be sold in the countries of Great Britain, Germany, Sweden, Italy, Spain and France due to patent restriction.

## [GUARDARUOTA FH16 - FH -FM]\*

| COD.     | OE | DETAIL | CLASS | DIM          |
|----------|----|--------|-------|--------------|
| 40.447.0 |    |        | V     | sporg. 200mm |

Questo vetro non può essere venduto nei paesi della Gran Bretagna, Germania, Svezia, Italia, Spagna e Francia, causa brevetto.  
This glass cannot be sold in the countries of Great Britain, Germany, Sweden, Italy, Spain and France due to patent restriction.

## [GUARDA AVANTI FH16 - FH -FM]\*

| COD.     | OE | DETAIL | CLASS | DIM          |
|----------|----|--------|-------|--------------|
| 40.448.0 |    |        | VI    | sporg. 250mm |

Questo vetro non può essere venduto nei paesi della Gran Bretagna, Germania, Svezia, Italia, Spagna e Francia, causa brevetto.  
This glass cannot be sold in the countries of Great Britain, Germany, Sweden, Italy, Spain and France due to patent restriction.



## [COPPA FL4-FL6 • 09/1985 ▶ 09/1993]\*

| COD.      | OE      | DETAIL | CLASS | DIM        |
|-----------|---------|--------|-------|------------|
| 40.108.CR | 6793879 |        | II    | 370x184 mm |
| 40.108.CT | 6793880 |        | II    | 370x184 mm |



## [COPPA F7-F10-F12-F16 • 12/1977 ▶ 08/1985]\*

| COD.      | OE                 | DETAIL | CLASS | DIM        |
|-----------|--------------------|--------|-------|------------|
| 40.111.CR | 1581550            |        | II    | 380x185 mm |
| 40.111.CT | 1594412<br>1594411 |        | II    | 380x185 mm |



## [COPPA F10-F12-F16 • 08/1977 ▶ 12/1994]\*

| COD.      | OE      | DETAIL | CLASS | DIM        |
|-----------|---------|--------|-------|------------|
| 40.118.CR | 1699012 |        | IV    | 227x117 mm |
| 40.118.CT | 1699013 |        | IV    | 227x117 mm |



## [COPPA F10-F12-F16 • 08/1977 ▶ 12/1994]\*

| COD.      | OE      | DETAIL | CLASS | DIM        |
|-----------|---------|--------|-------|------------|
| 40.119.CR | 1699010 |        | II    | 390x205 mm |
| 40.119.CT | 1699011 |        | II    | 390x205 mm |



## [VETRO CON PIASTRA FH-FM • 08/1993 ▶ 03/2002]\*

| COD.      | OE                 | DETAIL | CLASS | DIM        |
|-----------|--------------------|--------|-------|------------|
| 30.319.11 | 3090736            |        |       | 434x199 mm |
| 30.319.33 | 3091756<br>3090737 |        |       | 434x199 mm |





## [VETRO CON PIASTRA FH-FM • 08/1993 ▶ 03/2002]\*

| COD.      | OE                 | DETAIL | CLASS | DIM        |
|-----------|--------------------|--------|-------|------------|
| 30.318.11 | 3090736            |        |       | 434x199 mm |
| 30.318.33 | 3091756<br>3090737 |        |       | 434x199 mm |

Questo vetro non può essere venduto nei paesi della Gran Bretagna, Germania, Svezia, Italia, Spagna e Francia, causa brevetto.  
This glass cannot be sold in the countries of Great Britain, Germany, Sweden, Italy, Spain and France due to patent restriction



## [VETRO CON PIASTRA FH-FM • 08/1993 ▶ 03/2002]\*

| COD.      | OE                 | DETAIL | CLASS | DIM        |
|-----------|--------------------|--------|-------|------------|
| 30.338.11 | 3090738            |        |       | 190x170 mm |
| 30.338.33 | 3091757<br>3090739 |        |       | 190x170 mm |

Questo vetro non può essere venduto nei paesi della Gran Bretagna, Germania, Svezia, Italia, Spagna e Francia, causa brevetto.  
This glass cannot be sold in the countries of Great Britain, Germany, Sweden, Italy, Spain and France due to patent restriction



## [VETRO CON PIASTRA FH-FM • 2000 ▶ ]\*

| COD.      | OE                   | DETAIL | CLASS | DIM        |
|-----------|----------------------|--------|-------|------------|
| 30.440.11 | 20567685<br>20455995 |        |       | 180x200 mm |
| 30.440.33 | 20567685<br>20455995 |        |       | 180x200 mm |



## [VETRO CON PIASTRA FH-FM • 2000 ▶ ]\*

| COD.      | OE                   | DETAIL | CLASS | DIM        |
|-----------|----------------------|--------|-------|------------|
| 30.441.11 | 20567670<br>20455986 |        |       | 425x200 mm |
| 30.441.33 | 20567670<br>20455986 |        |       | 425x200 mm |



## [VETRO CON PIASTRA FH16 - FH -FM]\*

| COD.       | OE | DETAIL | CLASS | DIM |
|------------|----|--------|-------|-----|
| 30.445.33D |    |        |       |     |
| 30.445.33S |    |        |       |     |

Questo vetro non può essere venduto nei paesi della Gran Bretagna, Germania, Svezia, Italia, Spagna e Francia, causa brevetto.  
This glass cannot be sold in the countries of Great Britain, Germany, Sweden, Italy, Spain and France due to patent restriction.



## [VETRO CON PIASTRA FH16 - FH -FM]\*

| COD.      | OE | DETAIL | CLASS | DIM |
|-----------|----|--------|-------|-----|
| 30.446.33 |    |        |       |     |



## VETRO FL6-FL7 • 01/1991 ▶ 09/1998]\*

| COD.     | OE      | DETAIL | CLASS | DIM        |
|----------|---------|--------|-------|------------|
| 020C0118 | 1699016 |        |       | 191x153 mm |
| 020T0118 | 1699017 |        |       | 191x153 mm |



## VETRO F10-F12-F16 • 01/1983 ▶ 12/1994]\*

| COD.     | OE      | DETAIL | CLASS | DIM        |
|----------|---------|--------|-------|------------|
| 020C0119 | 1699014 |        |       | 375x190 mm |
| 020T0119 | 1699015 |        |       | 375x190 mm |





[VETRO F7-F10-F12-F16 • 08/1977 ▶ 12/1994]\*

| COD.     | OE                 | DETAIL | CLASS | DIM        |
|----------|--------------------|--------|-------|------------|
| 021C5210 | 1581599            |        |       | 367x175 mm |
| 021T5210 | 1581602<br>1594415 |        |       | 367x175 mm |



| COD.     | OE      | DETAIL | CLASS | DIM        |
|----------|---------|--------|-------|------------|
| 023C1300 | 1697926 |        |       | 354x168 mm |
| 023T1300 | 1697926 |        |       | 354x168 mm |



[VETRO FL4-FL6-FL7-FL10-F10-F12-F16 • 09/1985 ▶ 09/1994]\*

| COD.     | OE      | DETAIL | CLASS | DIM        |
|----------|---------|--------|-------|------------|
| 028C1306 | 1697007 |        |       | 429x195 mm |
| 028T1306 | 1697008 |        |       | 429x195 mm |



[RESISTENZA]\*

| COD.   | OE      | DETAIL | CLASS | DIM        |
|--------|---------|--------|-------|------------|
| R1304V | 3090737 |        |       | 412x180 mm |



# SPECCHI, COPPE e BRACCI UNIVERSALI

Universal complete mirrors, spare head and arms.



## SPECCHIO COMPLETO\*

| COD.     | OE | DETAIL | CLASS | DIM        |
|----------|----|--------|-------|------------|
| 40.128.0 |    |        | II    | 250x160 mm |
| 40.128.2 |    |        | II    | 250x160 mm |



## GUARDARUOTA\*

| COD.      | OE | DETAIL | CLASS | DIM           |
|-----------|----|--------|-------|---------------|
| 40.029.0  |    |        | V     | 227x175 mm    |
| 40.029.CR |    |        | V     | 227x175 mm    |
| 40.129.0  |    |        | V     | 227x175 mm    |
| 40.129.CR |    |        | V     | 227x175 mm    |
| 40.029.CT |    |        | V     | 227x175 mm    |
| 40.029.BR |    |        |       | sporg. 130 mm |



## GUARDARUOTA\*

| COD.      | OE | DETAIL | CLASS | DIM        |
|-----------|----|--------|-------|------------|
| 40.134.0  |    |        | V     | 227x175 mm |
| 40.134.BR |    |        |       | 263x165 mm |



## SPECCHIO COMPLETO\*

| COD.      | OE | DETAIL | CLASS | DIM           |
|-----------|----|--------|-------|---------------|
| 40.138.0  |    |        | VI    | 263x145 mm    |
| 40.138.1  |    |        | VI    | 263x145 mm    |
| 40.132.CR |    |        | IV    | 263x145 mm    |
| 40.138.BD |    |        |       | sporg. 328 mm |
| 40.138.BS |    |        |       | sporg. 328 mm |



## SPECCHIO COMPLETO\*

| COD.      | OE | DETAIL | CLASS | DIM           |
|-----------|----|--------|-------|---------------|
| 40.141.0  |    |        | VI    | 263x149 mm    |
| 40.141.1  |    |        | VI    | 263x149 mm    |
| 40.239.CR |    |        | IV    | 263x149 mm    |
| 40.138.BD |    |        |       | sporg. 328 mm |
| 40.138.BS |    |        |       | sporg. 328 mm |





SPECCHIO COMPLETO\*

| COD.      | OE | DETAIL | CLASS | DIM          |
|-----------|----|--------|-------|--------------|
| 40.142.0  |    |        | II-IV | sporg. 300mm |
| 40.142.1  |    |        | II-IV | sporg. 300mm |
| 40.142.2  |    |        | II-IV | sporg. 300mm |
| 40.142.3  |    |        | II-IV | sporg. 300mm |
| 40.142.BR |    |        |       | sporg. 300mm |
| 40.410.CR |    |        | II    | 384x205 mm   |
| 40.410.CT |    |        | II    | 384x205 mm   |
| 41.410.CT |    |        | II    | 384x205 mm   |
| 40.411.CR |    |        | IV    | 220X170 mm   |
| 40.411.CT |    |        | IV    | 220X170 mm   |
| 41.411.CT |    |        | IV    | 220X170 mm   |
| 40C410    |    |        |       | 374x196 mm   |
| 40C411    |    |        |       | 209x160 mm   |



h 770mm

SPECCHIO COMPLETO\*

| COD.      | OE | DETAIL | CLASS | DIM          |
|-----------|----|--------|-------|--------------|
| 50.143.0  |    |        | II    | 231x174mm    |
| 50.143.1  |    |        | II    | 231x174mm    |
| 50.101.CR |    |        | II    | 231x174mm    |
| 50.143.BD |    |        |       | sporg. 244mm |
| 50.143.BS |    |        |       | sporg. 244mm |



GUARDARUOTA\*

| COD.        | OE | DETAIL | CLASS | DIM        |
|-------------|----|--------|-------|------------|
| 40.224.0    |    |        | V     | 263x175 mm |
| 40.224.3    |    |        | V     | 263x175 mm |
| 40.224.CR10 |    |        | IV    | 263x145 mm |
| 40.224.CT10 |    |        | IV    | 263x145 mm |
| 40.224.CR12 |    |        | IV    | 263x145 mm |
| 40.224.CT12 |    |        | IV    | 263x145 mm |
| 40.224.BR   |    |        |       | 263x145 mm |



GUARDARUOTA\*

| COD.      | OE          | DETAIL | CLASS | DIM           |
|-----------|-------------|--------|-------|---------------|
| 40.227.0  |             |        | V     | 263x175 mm    |
| 42.227.0  |             |        | V     | 263x175 mm    |
| 40.227.3  |             |        | V     | 263x145 mm    |
| 40.240.0  |             |        | V     | 263x145 mm    |
| 42.240.0  |             |        | V     | 263x145 mm    |
| 010C1320  | 81637330068 |        |       | 263x145 mm    |
| 40.029.BR |             |        |       | sporg. 130 mm |





## SPECCHIO COMPLETO\*

| COD.      | OE | DETAIL | CLASS | DIM        |
|-----------|----|--------|-------|------------|
| 40.239.0  |    |        | IV    | 263x175 mm |
| 40.239.3  |    |        | IV    | 263x175 mm |
| 40.239.CR |    |        | IV    | 263x145 mm |
| 40.239.CT |    |        | IV    | 263x145 mm |
| 40.224.BR |    |        |       | 263x145 mm |



## SPECCHIO COMPLETO\*

| COD.      | OE | DETAIL | CLASS | DIM          |
|-----------|----|--------|-------|--------------|
| 40.410.4  |    |        | II-IV | sporg. 300mm |
| 40.410.5  |    |        | II-IV | sporg. 300mm |
| 40.410.BR |    |        |       | sporg. 300mm |
| 40.410.CT |    |        | II    | 384x205 mm   |
| 40.411.CT |    |        | IV    | 220X170 mm   |



## SPECCHIO COMPLETO\*

| COD.      | OE | DETAIL | CLASS | DIM           |
|-----------|----|--------|-------|---------------|
| 50.117.0  |    |        | II    | sporg. 290 mm |
| 50.117.1  |    |        | II    | sporg. 290 mm |
| 50.117.2  |    |        | II    | sporg. 290 mm |
| 50.117.3  |    |        | II    | sporg. 290 mm |
| 50.117.BD |    |        |       | sporg. 290mm  |
| 50.117.BS |    |        |       | sporg. 290mm  |



## COPPA\*

| COD.      | OE | DETAIL | CLASS | DIM        |
|-----------|----|--------|-------|------------|
| 40.112.CR |    |        | II    | 380x185 mm |
| 40.112.CT |    |        | II    | 380x185 mm |



## COPPA\*

| COD.      | OE | DETAIL | CLASS | DIM        |
|-----------|----|--------|-------|------------|
| 40.115.CR |    |        | II    | 318x186 mm |
| 40.115.CT |    |        | II    | 318x186 mm |
| 41.115.CT |    |        | II    | 318x186 mm |



## COPPA\*

| COD.      | OE | DETAIL | CLASS | DIM        |
|-----------|----|--------|-------|------------|
| 40.116.CR |    |        | II    | 379x187 mm |
| 40.116.CT |    |        | II    | 379x187 mm |
| 41.116.CT |    |        | II    | 379x187 mm |
| 42.116.CT |    |        | II    | 379x187 mm |
| 43.116.CT |    |        | II    | 379x187 mm |



## COPPA\*

| COD.      | OE          | DETAIL | CLASS | DIM        |
|-----------|-------------|--------|-------|------------|
| 40.120.CR |             |        | IV    | 227x175 mm |
| 40.120.CT |             |        | IV    | 227x175 mm |
| 020C0120  | 316918      |        |       | 227x175 mm |
| 40.132.CR |             |        | IV    | 227x175 mm |
| 40.132.CT |             |        | IV    | 227x175 mm |
| 010C1320  | 81637330068 |        |       | 211x161 mm |
| 010T1320  |             |        |       | 211x161 mm |





## COPPA\*

| COD.      | OE          | DETAIL | CLASS | DIM        |
|-----------|-------------|--------|-------|------------|
| 40.122.CR |             |        | IV    | 227x175 mm |
| 010C1320  | 81637330068 |        |       | 227x175 mm |



## COPPA\*

| COD.      | OE | DETAIL | CLASS | DIM        |
|-----------|----|--------|-------|------------|
| 40.130.CR |    |        | II    | 240x156 mm |
| 40.130.CT |    |        | II    | 240x156 mm |
| 41.130.CT |    |        | II    | 240x156 mm |



## COPPA\*

| COD.      | OE | DETAIL | CLASS | DIM        |
|-----------|----|--------|-------|------------|
| 40.239.CR |    |        | IV    | 263x145 mm |
| 40.240.CR |    |        | IV    | 263x145 mm |
| 40.239.CT |    |        | IV    | 263x145 mm |
| 40.240.CT |    |        | IV    | 263x145 mm |



## COPPA\*

| COD.      | OE | DETAIL | CLASS | DIM        |
|-----------|----|--------|-------|------------|
| 40.329.CR |    |        | II    | 398x210 mm |
| 40.329.CT |    |        | II    | 398x210 mm |
| 41.329.CT |    |        | II    | 398x210 mm |
| 42.329.CT |    |        | II    | 398x210 mm |



## VETRO CON PIASTRA\*

| COD.      | OE | DETAIL | CLASS | DIM        |
|-----------|----|--------|-------|------------|
| 30.329.11 |    |        |       | 370x180 mm |
| 30.329.33 |    |        |       | 370x180 mm |
| 30.331.33 |    |        |       | 370x180 mm |



| COD.     | OE | DETAIL | CLASS | DIM        |
|----------|----|--------|-------|------------|
| 020C0116 |    |        |       | 367x176 mm |
| 020T0116 |    |        |       | 367x176 mm |



| COD.     | OE | DETAIL | CLASS | DIM        |
|----------|----|--------|-------|------------|
| 020C0106 |    |        |       | 234x144 mm |
| 020T0106 |    |        |       | 234x144 mm |
| 020T0166 |    |        |       | 234x144 mm |

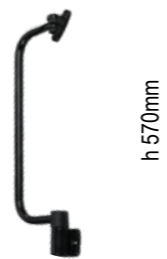


| COD.     | OE | DETAIL | CLASS | DIM        |
|----------|----|--------|-------|------------|
| 020C0115 |    |        |       | 310x176 mm |
| 020T0115 |    |        |       | 310x176 mm |
| 021T0115 |    |        |       | 310x176 mm |





| COD.      | OE | DETAIL | CLASS | DIM          |
|-----------|----|--------|-------|--------------|
| 40.068.BD |    | 20     |       | sporg. 140mm |
| 40.068.BS |    | 20     |       | sporg. 140mm |



| COD.      | OE | DETAIL | CLASS | DIM          |
|-----------|----|--------|-------|--------------|
| 40.050.BD |    | 20     |       | sporg. 134mm |
| 40.050.BS |    | 20     |       | sporg. 134mm |



| COD.      | OE | DETAIL | CLASS | DIM          |
|-----------|----|--------|-------|--------------|
| 40.070.BR |    | 20     |       | sporg. 160mm |



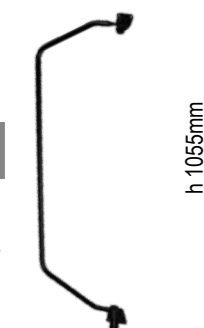
| COD.      | OE | DETAIL | CLASS | DIM          |
|-----------|----|--------|-------|--------------|
| 40.071.BD |    | 20     |       | sporg. 265mm |
| 40.071.BS |    | 20     |       | sporg. 265mm |



| COD.      | OE | DETAIL | CLASS | DIM        |
|-----------|----|--------|-------|------------|
| 40.072.BR |    | 20     |       | 570x190 mm |



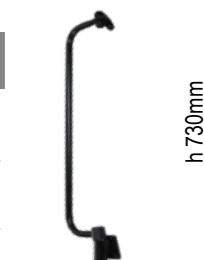
| COD.      | OE | DETAIL | CLASS | DIM          |
|-----------|----|--------|-------|--------------|
| 40.128.BR |    | 20     |       | sporg. 300mm |



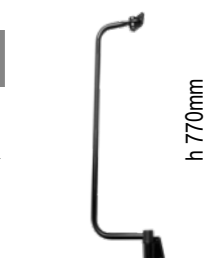
| COD.      | OE | DETAIL | CLASS | DIM          |
|-----------|----|--------|-------|--------------|
| 40.138.BD |    | 20     |       | sporg. 328mm |
| 40.138.BS |    | 20     |       | sporg. 328mm |




| COD.      | OE | DETAIL | CLASS | DIM          |
|-----------|----|--------|-------|--------------|
| 40.140.BD |    | 20     |       | sporg. 148mm |
| 40.140.BS |    | 20     |       | sporg. 148mm |



| COD.      | OE | DETAIL | CLASS | DIM          |
|-----------|----|--------|-------|--------------|
| 40.142.BR |    | 20     |       | sporg. 228mm |



| COD.      | OE | DETAIL | CLASS | DIM        |
|-----------|----|--------|-------|------------|
| 40.170.BD |    | 20     |       | 308x263 mm |
| 40.170.BS |    | 20     |       | 308x263 mm |

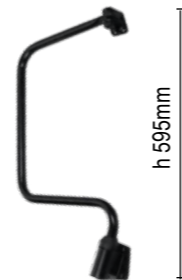




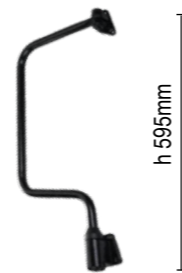
| COD.      | OE | DETAIL | CLASS | DIM        |
|-----------|----|--------|-------|------------|
| 40.171.BD |    | 20     |       | 308x263 mm |
| 40.171.BS |    | 20     |       | 308x263 mm |



| COD.      | OE | DETAIL | CLASS | DIM          |
|-----------|----|--------|-------|--------------|
| 40.347.BD |    | 20     |       | sporg. 325mm |
| 40.347.BS |    | 20     |       | sporg. 325mm |



| COD.      | OE | DETAIL | CLASS | DIM          |
|-----------|----|--------|-------|--------------|
| 40.348.BD |    | 20     |       | sporg. 285mm |
| 40.348.BS |    | 20     |       | sporg. 285mm |



| COD.      | OE | DETAIL | CLASS | DIM          |
|-----------|----|--------|-------|--------------|
| 50.116.BD |    | 20     |       | sporg. 170mm |
| 50.116.BS |    | 20     |       | sporg. 170mm |



| COD.      | OE | DETAIL | CLASS | DIM          |
|-----------|----|--------|-------|--------------|
| 50.117.BD |    | 20     |       | sporg. 290mm |
| 50.117.BS |    | 20     |       | sporg. 290mm |



| COD.      | OE | DETAIL | CLASS | DIM           |
|-----------|----|--------|-------|---------------|
| 50.119.BD |    | 20     |       | sporg. 200 mm |
| 50.119.BS |    | 20     |       | sporg. 200 mm |



| COD.      | OE | DETAIL | CLASS | DIM          |
|-----------|----|--------|-------|--------------|
| 50.121.BD |    | 20     |       | sporg. 445mm |
| 50.121.BS |    | 20     |       | sporg. 445mm |






## [RESISTENZA]\*

| COD.   | OE | DETAIL    | CLASS | DIM        |
|--------|----|-----------|-------|------------|
| R1118V |    | 24 V 20 W |       | 175x139 mm |




## [RESISTENZA]\*

| COD.   | OE | DETAIL    | CLASS | DIM        |
|--------|----|-----------|-------|------------|
| R1300V |    | 24 V 30 W |       | 307x155 mm |



## [RESISTENZA]\*

| COD.   | OE | DETAIL    | CLASS | DIM        |
|--------|----|-----------|-------|------------|
| R1303V |    | 24 V 50 W |       | 390x165 mm |



## [RESISTENZA]\*

| COD.   | OE | DETAIL    | CLASS | DIM        |
|--------|----|-----------|-------|------------|
| R1304V |    | 24 V 40 W |       | 412x180 mm |



## [RESISTENZA]\*

| COD.   | OE | DETAIL    | CLASS | DIM        |
|--------|----|-----------|-------|------------|
| R1309V |    | 24 V 30 W |       | 371x184 mm |



## [RESISTENZA]\*

| COD.   | OE | DETAIL    | CLASS | DIM        |
|--------|----|-----------|-------|------------|
| R1322V |    | 24 V 30 W |       | 307x155 mm |



## [RESISTENZA]\*

| COD.   | OE | DETAIL    | CLASS | DIM        |
|--------|----|-----------|-------|------------|
| R1323V |    | 24 V 20 W |       | 220x130 mm |



## [RESISTENZA]\*

| COD.   | OE | DETAIL | CLASS | DIM |
|--------|----|--------|-------|-----|
| R1308V |    | 24 V   |       |     |



| COD.   | OE | DETAIL | CLASS | DIM         |
|--------|----|--------|-------|-------------|
| C.5300 |    | 100    |       | lung. 100cm |
| C.5350 |    | 150    |       | lung. 150cm |
| C.5301 |    | 200    |       | lung. 200cm |



| COD.    | OE | DETAIL | CLASS | DIM  |
|---------|----|--------|-------|------|
| MN.5000 |    | 20 B   |       | 20mm |
| MG.5000 |    | 20 G   |       | 20mm |
| MN.5001 |    | 18 B   |       | 18mm |



| COD. | OE | DETAIL | CLASS | DIM |
|------|----|--------|-------|-----|
| C03  |    | ADAPT  |       |     |
| C10  |    | ADAPT  |       |     |







**S.I.E. srl**  
[www.sie-srl.eu](http://www.sie-srl.eu)

Sede operativa: Via la Bruina, 1 – 10040, Volvera (TO) | Sede legale: Via Duchessa Jolanda, 44 – 10138, Torino  
Tel: +39 011 985 9062 | Mail: [sie@siesas.com](mailto:sie@siesas.com) | Fax: +39 011 990 6154 | P.IVA/C.F. 07027780019